

# Preschool



October 14-15, 2017

DATE

Real Encounters 2: David

LESSON TITLE

2 Samuel 6

WHERE TO FIND IT

We can celebrate God!

MAIN POINT

## schedule

**First 15 minutes of the service hour:**  
Engage kids in cooperative play activities to help them connect to other kids

**Next 5 minutes:** Connect Time

**Next 25 minutes:** Large Group

**Last 25 minutes:** Snack and Small Group

## tips

Kids who are more “challenging” may not hear very often that someone is glad to see them, so make sure to intentionally connect with them. Say their name, tell them you’re glad to see them, and ask them about the best or worst part of their day!

## check-in/out

**\*Make sure every kid has a T-shirt promo card, and remind them to come to Kids’ Club NEXT WEEK to get their free shirt!**

## large group heads up

This week, we’re hearing about David as part of our **Real Encounters with God** series. His story shows us that we can celebrate and worship God anytime and anywhere—and God LOVES that!



## connect time

**GOAL:** *Connect time is all about engaging kids in a short, interactive game to prepare them for Large Group.*

- **Clean up! (10 minutes after the service start time, when you get the 5-minute warning from the presenter)**
- Line up
- It's time to dance and act silly! Tell kids that they have to follow your dance moves, and whenever you say "Freeze!" they have to stop in the exact position they're in.
- Then when you say, "Dance!" they have to follow the new dance move.
- Ideas for dance moves:
  - Wiggle your whole body
  - Jump up and down while moving your arms all around
  - Do slow, drawn out motions (Like you're swimming in peanut butter!)
  - Act like a robot
  - Twirl around like a ballerina
  - Grab one leg with your arm and hop
  - Skip in place
  - Raise your hands up and wave them in the air
  - Shake your hips side to side
  - Pretend to be an animal
  - Dance on your tip toes
  - Hop, but keep your arms straight at your sides

**As you walk into Large Group, encourage kids to put on their listening ears! Remind them that HOPS will be showing us how we should act in Large Group, so we have to listen!**

## special notes

A good way to help kids understand worship is by describing it like this: worship is when we pay attention to only God, and nothing else. We do special things, like singing and dancing, to celebrate God and give him all our love!

## presenter tips

Here's a special music video we're watching today:

David (D to the A):  
<https://vimeo.com/9555956>

## script

### WELCOME AND INTRO

**Main Goal:** Review the beginning of God's story and rescue plan.

**Notes:**

- **\*Click to play intro music.**
- **Say:** Hi Friends! Welcome to Kids' Club. I'm \_\_\_\_\_ and I'm really glad you're here today. Before we get started, I want you to meet my friend HOPS.
- **Video: HOPS Obey your leaders (fall theme)**
- **Say:** (Holding up the **Bible**.) *This* is God's story. Out of all the stories in the world, this is the most important. Do you know what it's called? (Let kids respond "the Bible.") That's right, the Bible! It's God's Rescue plan. It shows us how He rescued us from all the wrong things in the world.
- **Say:** In the beginning, God made the whole world and everything in it. He created the sun and the moon, the water and the land, the plants and the animals, and people like you and me! Everything was good. Give me a big thumbs up! (Let kids respond. Then change your tone.)
- **Say:** But THEN, something bad happened. Adam and Eve disobeyed God, and all the wrong things came into the world. Things like sadness and death. Show me your sad face. (Let kids respond.)
- **Say:** Even though Adam and Eve disobeyed God, God loved them anyway! He planned a great rescue so that Adam and Eve, and you and me, could be close to God again! Do you know who the Rescuer is? (Let kids say: Jesus!)

**KING DAVID**

- **Say:** Guess what? Jesus came from a special family, and one of the people in that family was a guy named David. Can you all say, “David”? (Let kids respond.) Good job!
- **(Click to show image of crown.)** God chose David to be a king, can you all pretend to put a crown on your head like King David would wear? (Let kids respond.)
- **Say:** King David loved God very much. He loved God so much, that he worshipped him! Worship is when we pay attention to only God, and nothing else. It’s a way to show him how much we love him. Let’s see all the ways that David worshipped God!

**DAVID DANCED**

- **Say:** The Bible says that David danced before God with all his might! Wow, that means that dancing is a way to worship God! King David didn’t just do any dancing though, he did the craziest, biggest best dancing he could possibly do! He danced just for God, and no one else.
- **Say:** Let’s all practice dancing as a way to worship God! I’m going to play a song, and while it plays, you have to copy my dance moves. But when I stop the song, you have to freeze and sit down as fast as you can! Ready?
- **Video: David (D to the A) (Make sure to pause the video, not click to the next slide)**
- *Here are some dance moves for kids to copy:*
  - *Clap up high above your head, then clap down low*
  - *Wiggle your whole body, flapping your arms and legs around*
  - *Twist your hips*
  - *Lift your leg and clap under it*
  - *Hop up and down while dancing*
  - *Wave your arms over your head, side to side*
  - *Criss-cross your legs back and forth*
  - *Step to the right, clap. Step to the left, clap.*
- *Come up with as many as you want, just make sure to pause the video every once in a while and yell “Freeze!”*

- **Say:** Good job dancing everyone. Whew, I’m worn out! I bet David was worn out too, but that didn’t stop him from worshipping even more! Something else David did was shouting and playing trumpets with his friends. He was so excited to celebrate God, that he couldn’t be quiet about it, he just had to shout it!



**SHOUTING AND TRUMPETS!**

- **Say:** We're going to worship God by shouting too. I'm going to tell you to say something, and you all get to repeat it after me. Shout....David! (Let kids respond.) Shout....Jesus Loves Me! (Let kids respond.) Shout...Yippee! (Let kids respond.)
- **Say:** That was some loud shouting. Now do you know what else David did with his friends to worship God? They played trumpets! Let's listen to what that might have sounded like.
- **Video: Trumpet**
- **Say:** Woah! That's a pretty cool instrument to play! Let's all pretend like we're blowing into a trumpet. (Demonstrate, and let kids respond.) Good job! They played musical instruments because that's another way that we can show God how much we love him. It's a way to celebrate him!
- **Say:** David probably looked kind of silly when he was dancing and shouting in the streets. But guess what? He didn't care! And neither does God.

**WRAP UP AND WORSHIP**

- **Say:** He LOVES when we sing to him as loud as we can, and we dance for him as crazy and big as we can! And we're going to celebrate and worship some more, but first, let's pray! That's when we talk to God, and he listens to us!
- **Pray (Breaking it into small, repeatable phrases):** God, thank you for helping us. You love us so much, and we love you. Help us be brave. Aaaa-men!
- **Say:** Now let's stand up and worship God with singing and dancing!
- **Music Video: Come With Me**
- **Music Video: Happy and You Know It**
- **Music Video: Deep and Wide**



## instructions

**Goal:** Kids will (1) retell the story of David celebrating and (2) understand that we can worship God through all kinds of celebration too.

**Why?** Sometimes we only think of worship as one specific thing, like singing a song. There's actually many ways to worship God, and we want to kids to have fun doing it today!

**Tip:** Worshipping God is an active process! Encourage kids to interact as much as possible today, because we want to take part in worship, not just watch it.

## small group

### REVIEW THE STORY

1. How do you celebrate your birthday? What do you do? Can you do those things to celebrate God, too?
2. What did David do to worship God? (He danced, shouted, and sang)
3. Why did David worship God? (Because he loved God)
4. Does God like it when we worship him? (Yes!)
5. What can you do to worship God and show him you love him? (Dance, shout, sing, talk to God when you're alone, draw pictures, write, go to church, etc.)

### MAKE IT PERSONAL

- Give each kid **1 plastic egg** and **5 pony beads**.
- Tell kids to put their beads inside the egg, and then close it shut. (Younger/newer preschoolers may not be able to do this on their own, so keep an eye out.)
- Give each kid **1 sticker** to stick on his/her egg.
- Tell kids that these are musical shakers. They can use them to celebrate and worship God by dancing and singing!
- Once kids are done, turn on some Kids' Club music (if there's a CD player in your room) and use the shakers while you dance!

### T-SHIRT PROMO CARD

- Give every kid a **t-shirt promo card** to remind them to come to Kids' Club Oct 21-22, NEXT WEEK, so they can get their free t-shirt!
- This can be handed out in small group, or handed out at the door as parents leave with their kids.

*Extra time? Have kids do a **coloring page**.*



## connect questions

Tell me about David.

How can we celebrate God?

## lesson supplies

Connect Time			
Item	Usage	Details	Provided by
No Supplies Needed			

Large Group			
Item	Usage	Details	Provided by
Jesus Storybook Bible	1 per large group, reused	<a href="http://BiblesbytheCase.com">BiblesbytheCase.com</a>	

Small Group			
Item	Usage	Details	Provided by
Coloring Page - David	1 per kid	Page 8, white paper, black & white	site
Plastic egg	1 per kid	<a href="#">Oriental Trading, Item #IN-5912</a>	KC National
Pony beads	5 per kid	<a href="#">Oriental Trading, Item #IN-57/3</a>	KC National
Star Sticker	1 per kid	<a href="#">Oriental Trading, Item #IN-12/1975</a>	KC National
T-shirt promo card	1 per kid	8.5x11 cardstock cut into ¼ sheets, color, Page 9	site

name \_\_\_\_\_

---

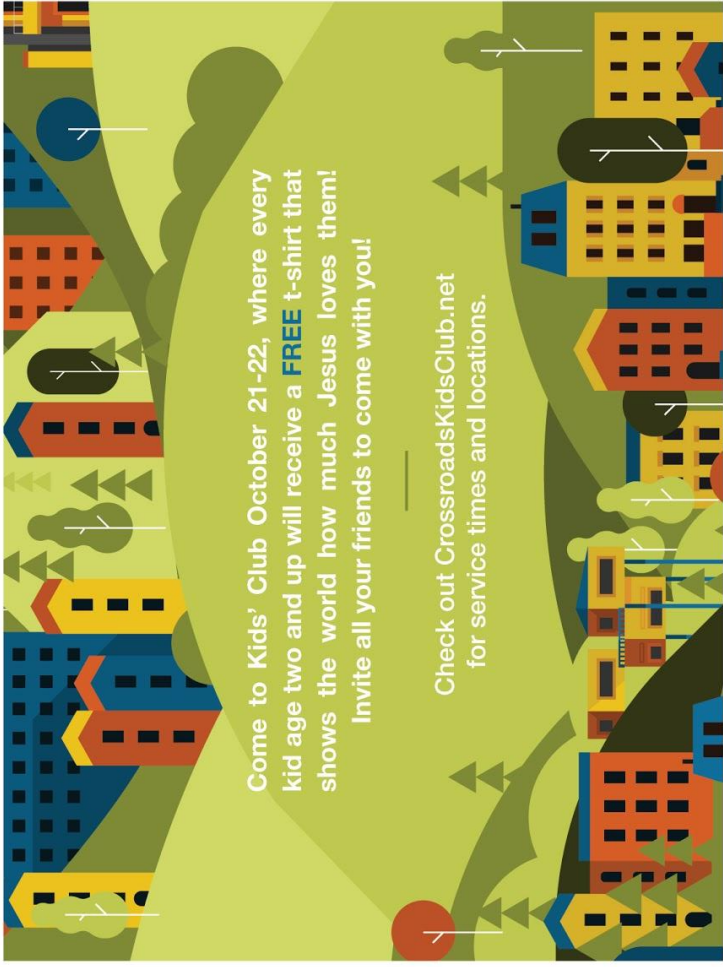


Tell me about David.

How can we celebrate God?

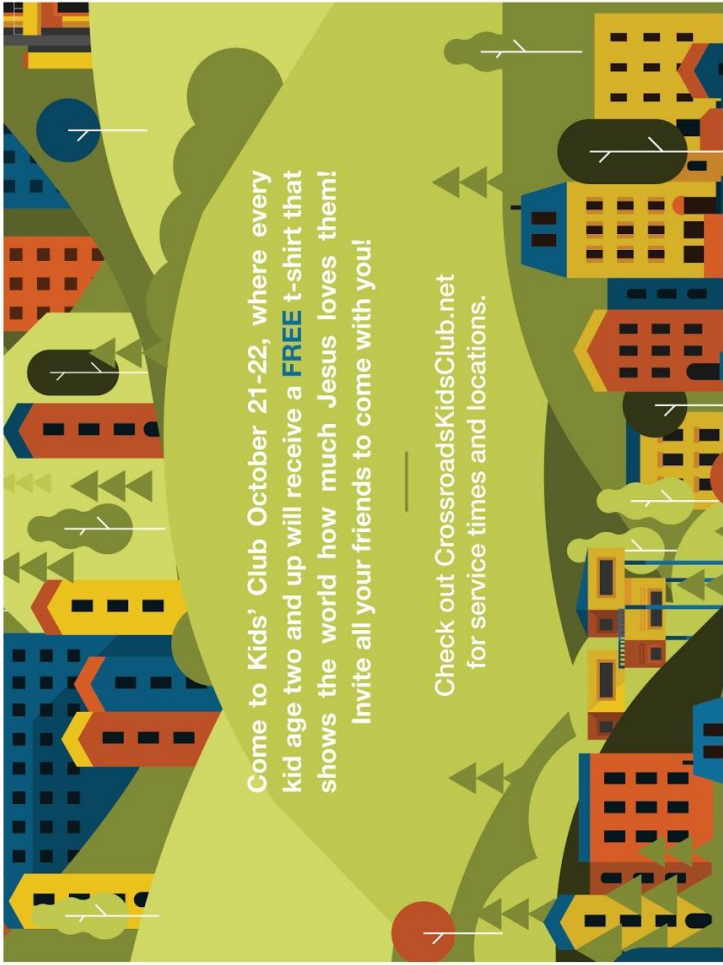
*Read more about this week's story in 2 Samuel 6.*





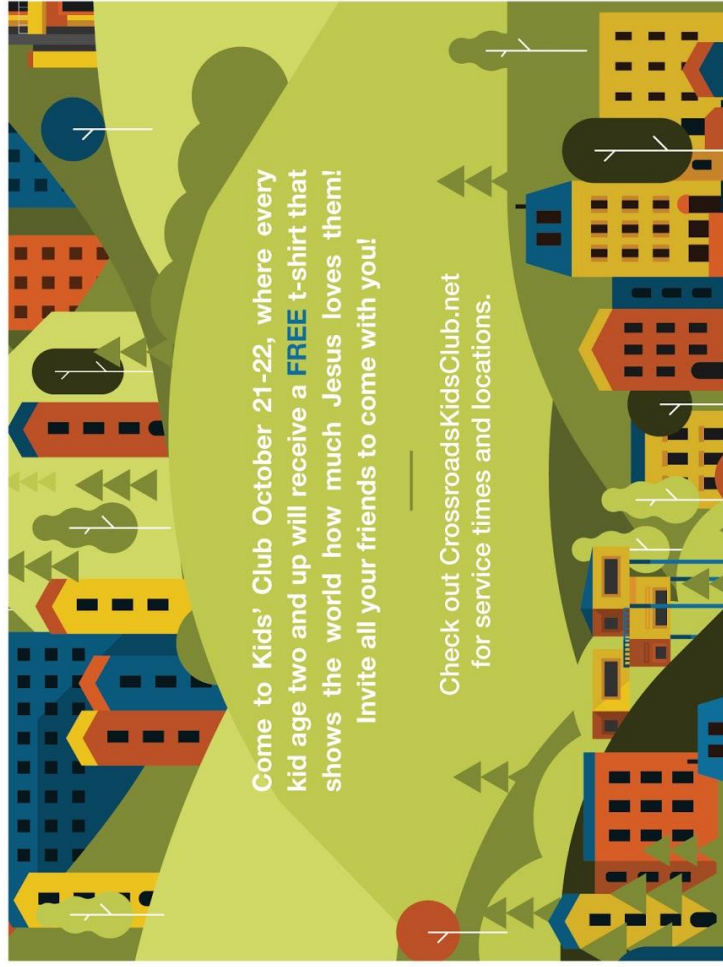
Come to Kids' Club October 21-22, where every kid age two and up will receive a **FREE** t-shirt that shows the world how much Jesus loves them! Invite all your friends to come with you!

Check out [CrossroadsKidsClub.net](http://CrossroadsKidsClub.net) for service times and locations.



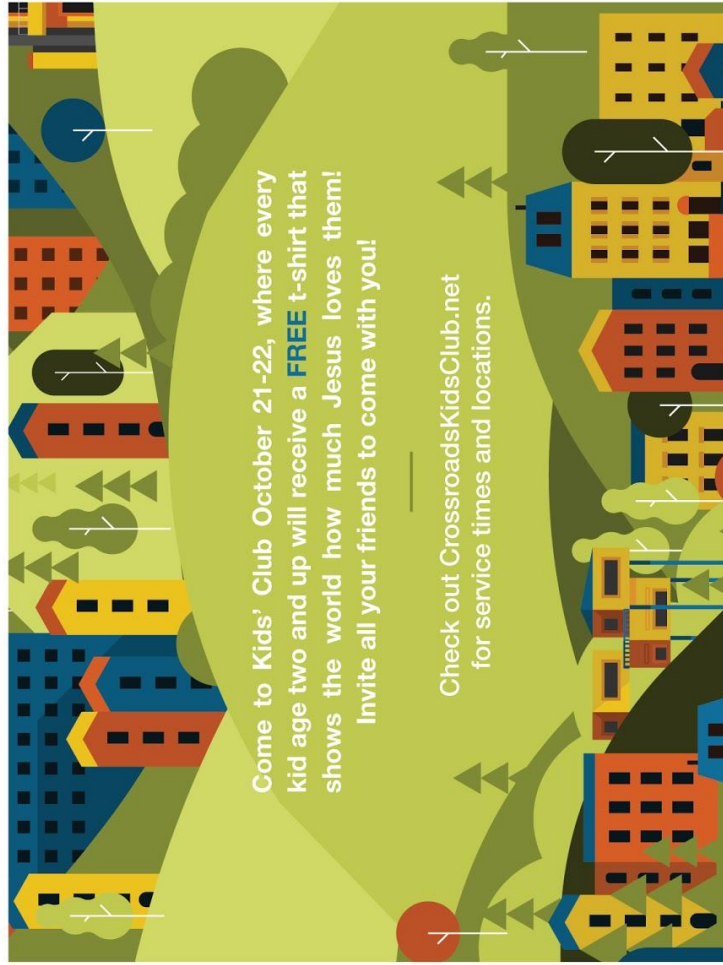
Come to Kids' Club October 21-22, where every kid age two and up will receive a **FREE** t-shirt that shows the world how much Jesus loves them! Invite all your friends to come with you!

Check out [CrossroadsKidsClub.net](http://CrossroadsKidsClub.net) for service times and locations.



Come to Kids' Club October 21-22, where every kid age two and up will receive a **FREE** t-shirt that shows the world how much Jesus loves them! Invite all your friends to come with you!

Check out [CrossroadsKidsClub.net](http://CrossroadsKidsClub.net) for service times and locations.



Come to Kids' Club October 21-22, where every kid age two and up will receive a **FREE** t-shirt that shows the world how much Jesus loves them! Invite all your friends to come with you!

Check out [CrossroadsKidsClub.net](http://CrossroadsKidsClub.net) for service times and locations.



**\*Use the Real Encounters 2017 KC logo slide for all transition slides in this keynote**

1. Song slide: for when kids enter the room (All that You Need instrumental; mp3 only; can be downloaded on website)
2. Video: HOPS Obey your leaders (fall theme) (<https://vimeo.com/99633580>)
3. Image: Crown
1. Video: David (D to the A) (<https://vimeo.com/9555956>)
1. Video: Trumpet ([https://www.youtube.com/watch?v=s\\_2QdFrcTFU](https://www.youtube.com/watch?v=s_2QdFrcTFU))
2. Music Video: Come With Me (<https://vimeo.com/49923933>)
3. Music Video: Happy and You Know It ([https://www.youtube.com/watch?v=Ak\\_ZXwRmbCQ](https://www.youtube.com/watch?v=Ak_ZXwRmbCQ))
4. Music Video: Deep and Wide (<https://vimeo.com/190146379>)