

# Preschool

crossroads

kids'  
club

October 7-8, 2017

DATE

Joshua

LESSON TITLE

Joshua 3, 6

WHERE TO FIND IT

We can trust and obey God.

MAIN POINT

## schedule

**First 15 minutes of the service hour:**  
Engage kids in cooperative play activities to help them connect to other kids

**Next 5 minutes:** Connect Time

**Next 25 minutes:** Large Group

**Last 25 minutes:** Snack and Small Group

## tips

Having **FUN** is one of the most important parts of Kids' Club! Why? Because it's a language that every kid speaks! When you make things fun, kids are more likely to listen, respond and remember what they heard!

## check-in/out

**\*Make sure every kid has a T-shirt promo card, and remind them to come to Kids' Club October 21-22 to get their free shirt!**

## large group heads up

This week, we're hearing about Joshua as part of our **Real Encounters with God** series. His story shows us that we will are all meant to experience a full life with incredible blessings, but we have to have bold faith, and trust God no matter what.

## connect time

**GOAL:** *Connect time is all about engaging kids in a short, interactive game to prepare them for Large Group.*

- **Clean up! (10 minutes after the service start time, when you get the 5-minute warning from the presenter)**
- Line up
- Tell kids we're going to pretend to do some big, challenging things!
- Lead kids in pretending to act out the following:
  - Swim across a big river. (Move your arms like you're swimming.)
  - Jump on a trampoline. (Jump up and down and pretend to do some fun jumps with your arms or legs in fun poses.)
  - Walk through a dark room. (Close your eyes and put your hands in front of you while walking in place.)
  - Climb up a big mountain. (Pretend to climb.)
  - Run away from a big bear. (Run in place and act scared.)
  - Walk across a skinny balance beam. (Put your hands out and try to walk in a straight line.)

**As you walk into Large Group, encourage kids to put on their listening ears! Remind them that HOPS will be showing us how we should act in Large Group, so we have to listen!**

## special notes

Make use of the video loops as you teach; they'll help kids to imagine the story and engage directly!

## presenter tips

Here's today's story video:

The Israelites Cross the Jordan:

[https://www.youtube.com/watch?v=FVDU4Xnboll&list=PL5aPdmniG3y\\_n7hXEKTV4qQnleCe-p6Ws&index=35](https://www.youtube.com/watch?v=FVDU4Xnboll&list=PL5aPdmniG3y_n7hXEKTV4qQnleCe-p6Ws&index=35)

## script

### WELCOME AND INTRO

**Main Goal:** Review the beginning of God's story and rescue plan.

#### Notes:

- **\*Click to play intro music.**
- **Say:** Hi Friends! Welcome to Kids' Club. I'm \_\_\_\_\_ and I'm really glad you're here today. Before we get started, I want you to meet my friend HOPS.
- **Video: HOPS Listening ears! (fall theme)**
- **Say:** (Holding up the **Bible**.) *This* is God's story. Out of all the stories in the world, this is the most important. Do you know what it's called? (Let kids respond "the Bible.") That's right, the Bible! It's God's Rescue plan. It shows us how He rescued us from all the wrong things in the world.
- **Say:** In the beginning, God made the whole world and everything in it. He created the sun and the moon, the water and the land, the plants and the animals, and people like you and me! Everything was good. Give me a big thumbs up! (Let kids respond. Then change your tone.)
- **Say:** But THEN, something bad happened. Adam and Eve disobeyed God, and all the wrong things came into the world. Things like sadness and death. Show me your sad face. (Let kids respond.)
- **Say:** Even though Adam and Eve disobeyed God, God loved them anyway! He planned a great rescue so that Adam and Eve, and you and me, could be close to God again! Do you know who the Rescuer is? (Let kids say: Jesus!)

## INTRO: GOD'S FAMILY

- **Say:** God had a special family. They were called the Israelites. Can you say, "Israelites"? (Let kids respond.) God loved the Israelites. Can you put your hand on your heart? (Let kids respond.)
- **Say:** Because God loved his family so much, he wanted them to live in a special new home. It was called Canaan. Can you say, "Canaan"? (Let kids respond.) Good job! Canaan was really, really far away. The Israelites didn't know if they would ever get there!
- **Say:** Let's all stand up and pretend to walk, just like the Israelites walked toward Canaan. (Pretend to walk along with kids for a minute. Act tired and worn out.) Whew! I bet they were really tired. Go ahead and sit down. (Let kids sit.) One day, they came to a big river! It was huge! It probably looked like this:
- **(Click to play river loop.)** Do you think they could jump over it? (Let kids respond.) Nope. Do you think they could go around it? (Let kids respond.) No way! The only way to get past the river was to go THROUGH it! But it was so big and powerful that they couldn't swim.

## JOSHUA CROSSES THE JORDAN

- **Say:** The Israelites had a leader, and his name was Joshua. Can you say "Joshua"? (Let kids respond.) Joshua knew that he would have to be really brave, and ask God to help them get across the river.
- **Say:** Let's watch a video to see what happened. As you watch, try to figure out HOW God helps his family get across the river!
- **Video: The Israelites Cross the Jordan**
- **Ask:** Did the Israelites make it across the Jordan River? (Let kids respond, "Yes.") Yes, they did! Did they do it all by themselves though? (Let kids respond, "No.") No, they didn't do it by themselves; they had help from God!
- **Say:** Joshua and the Israelites had to do something kind of scary. God told them to step in the river, even with all that water flowing around them! They could have gotten washed away!
- **Say:** Let's stand up. (Let kids respond.) Can you all pretend to dip your toe in a river? (Let kids respond.) Okay, now pretend to put your whole foot in! (Let kids respond and act along with them.)



## WRAP UP AND WORSHIP

**Main Goal:** Help kids interact through prayer and worship!

- **Ask:** Now, did God let them get washed away? (Let kids respond.) No, he protected them! They were brave, and they did what God told them. So God did exactly what he said he would do!
- **Say:** He stacked the water up on either side of them, so that they could walk across the river on dry ground! Let's pretend to walk. (Walk in place with the kids.) Good job!
- **Ask:** Joshua might have been scared to start walking into a big river, but God helped him be brave. God helps US be brave too! Let's thank him for that right now.
- **Pray (Breaking it into small, repeatable phrases):** God, thank you for helping us. You love us so much, and we love you. Help us be brave. Aaaa-men!
- **Say:** Now let's stand up and worship God with singing and dancing!
- **Music Video: The Wiggle Worm**
- **Music Video: Be Strong**
- **Music Video: Boss of Me**



## instructions

**Goal:** Kids will (1) recognize how God delivered Joshua and the Israelites across the Jordan River and (2) understand that God wants us to be brave just like Joshua.

**Why?** Being brave and bold is a big part of following Jesus, and kids can identify with that, no matter their age!

**Tip:** Make sure to give every kid a **t-shirt promo card** before they leave!

## small group

### REVIEW THE STORY

1. Joshua was leading God's family to their new home. What was in their way? (A big river!)
2. How did God help Joshua get across the river? (He stacked the water up on each side after they stepped in the water.)
3. What would it be like to swim across that big, deep river? How would it feel? (Have kids pretend to swim.)
4. How do you think the Israelites felt when God told them to step in the water?
5. Did Joshua obey God, and step in the river?
6. Can we be brave like Joshua, and obey God too?

### MAKE IT PERSONAL

- Give each kid a **blue piece of paper** and **blue crayons**.
  - Let them color all over the paper as much as they want, to make it look like "water".
  - Tell kids that this is the Jordan River that Joshua and the Israelites had to cross!
- Next, give each kid a **piece of brown paper** and **glue sticks**. Help them glue it to the middle of the paper.
  - Tell kids that God stacked up the water on both sides, and made a dry path down the middle of the river!
  - Could Joshua and the Israelites could walk through and go to their new home now? (Yes!)

(Continued on next page.)

### THE JORDAN RIVER

- Lay out the two large pieces of blue paper on the floor, end to end, and gather kids on one side of the papers.
- Tell kids that we're going to pretend that this is the "river" that Joshua had to cross!
- Tell kids to dip one toe on to the "water." Then, have them take a whole step into it. Remind kids that Joshua had to step into the river before God parted the waters!
- Now it's time to cross the river! Have two volunteers "part" the waters by each holding up one of the two papers.
- Let kids take turns crossing between the paper "river", and then play the following game:
  - Gather kids back to one side of the "river."
  - Tell kids that we're going to cross the river again, but this time, they have to follow you and do exactly as you do!
  - Cross the river and let kids follow as you do the following:
    - Hop across the river.
    - Skip across the river.
    - Walk backward across the river.
    - Walk sideways across the river.
    - Crawl across the river.
    - Make up as many actions as you want!

### T-SHIRT PROMO CARD

- Give every kid a **t-shirt promo card** to remind them to come to Kids' Club Oct 21-22, so they can get their FREE t-shirt!
- This can be handed out in small group, or handed out at the door as parents leave with their kids.

*Extra time? Have kids do a coloring page.*



## connect questions

Tell me about Joshua.

How did Joshua obey God?

## lesson supplies

Connect Time			
Item	Usage	Details	Provided by
No supplies needed.			

Large Group			
Item	Usage	Details	Provided by
Jesus Storybook Bible	1 per large group, reused	<a href="http://BiblesbytheCase.com">BiblesbytheCase.com</a>	site

Small Group			
Item	Usage	Details	Provided by
Coloring Page - Joshua	1 per kid	Page 9, white paper, black & white	site
Blue paper strip	1 piece per kid	<a href="#">Staples, #4909558</a> , cut into lengthwise halves (4.5 x 11")	KC National will provide paper, sites will cut
Blue crayons	1 per kid, reused	Pull out blue crayons from stock prior to weekend. If more are needed, order boxes from DSS or <a href="#">MPM School Supplies, #28759</a>	site
4x4" square of brown paper	1 piece per kid	DSS brown construction paper, cut into 4"x4" pieces	KC National will provide paper, sites will cut
Glue sticks	1 set per group, reused		site
T-shirt promo card	1 per kid	8.5x11 cardstock cut into ¼ sheets, color, Page 10	site



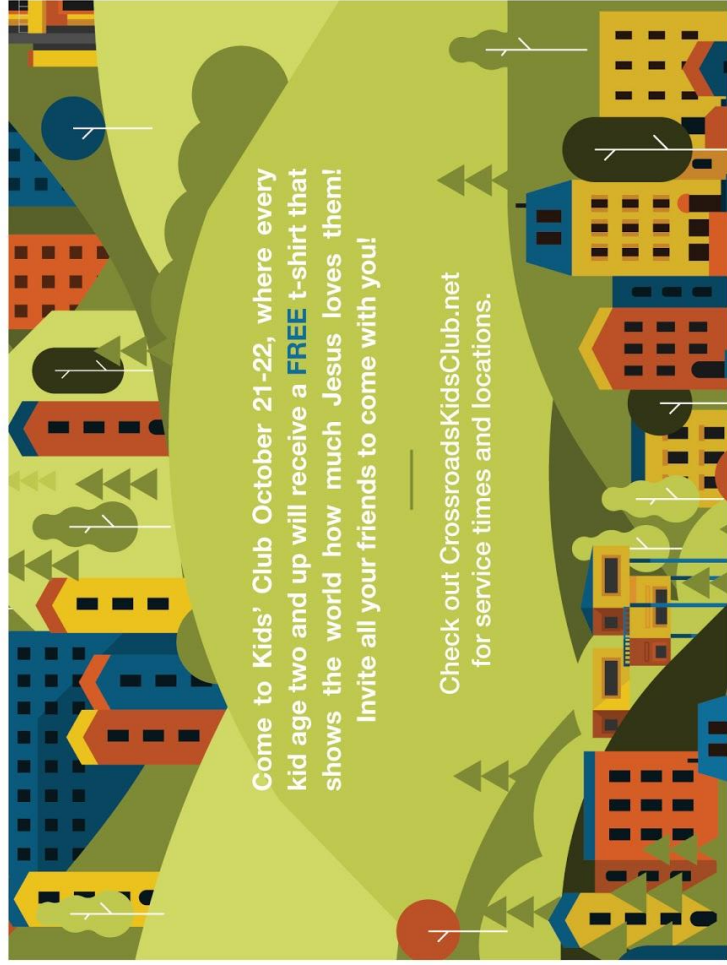
name \_\_\_\_\_



Tell me about Joshua.

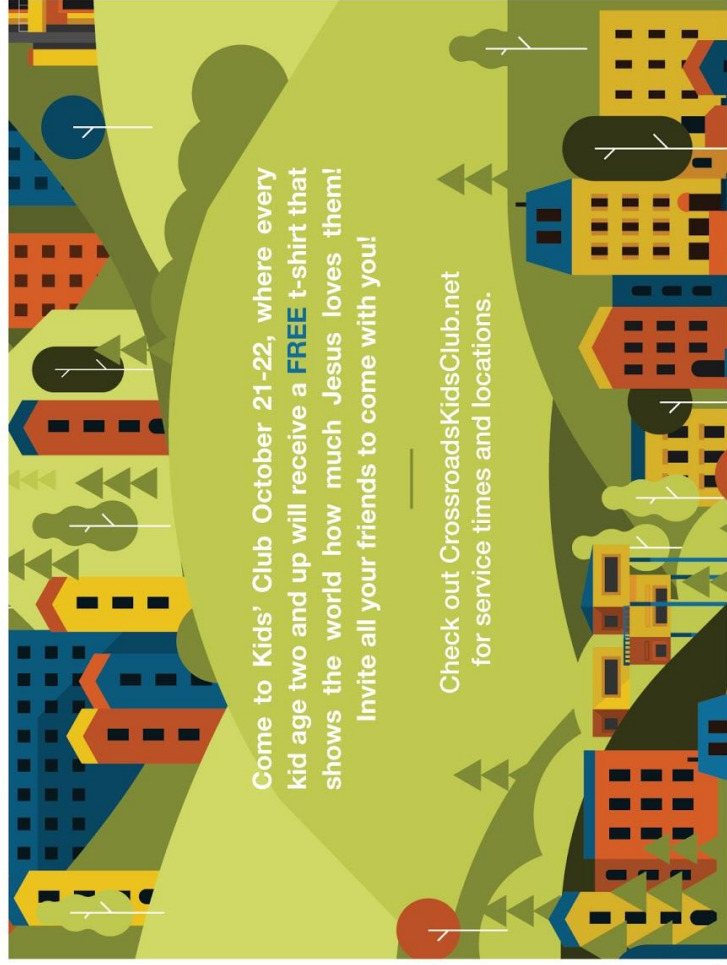
How can we be bold when following God?

*Read more about this week's story in Joshua 3 & 6.*



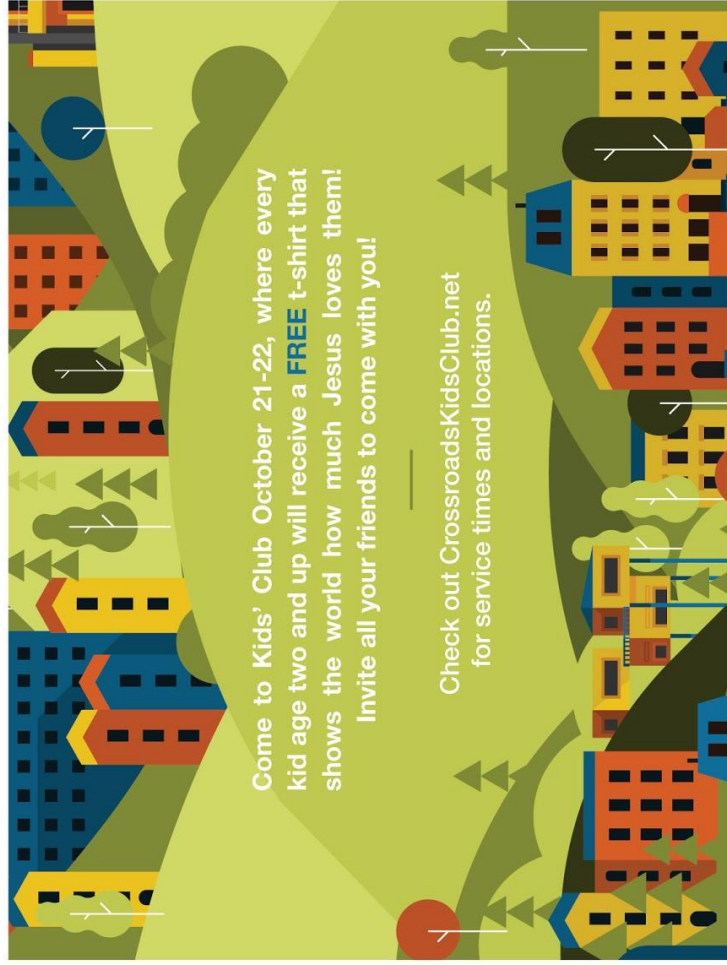
Come to Kids' Club October 21-22, where every kid age two and up will receive a **FREE** t-shirt that shows the world how much Jesus loves them! Invite all your friends to come with you!

Check out [CrossroadsKidsClub.net](http://CrossroadsKidsClub.net) for service times and locations.



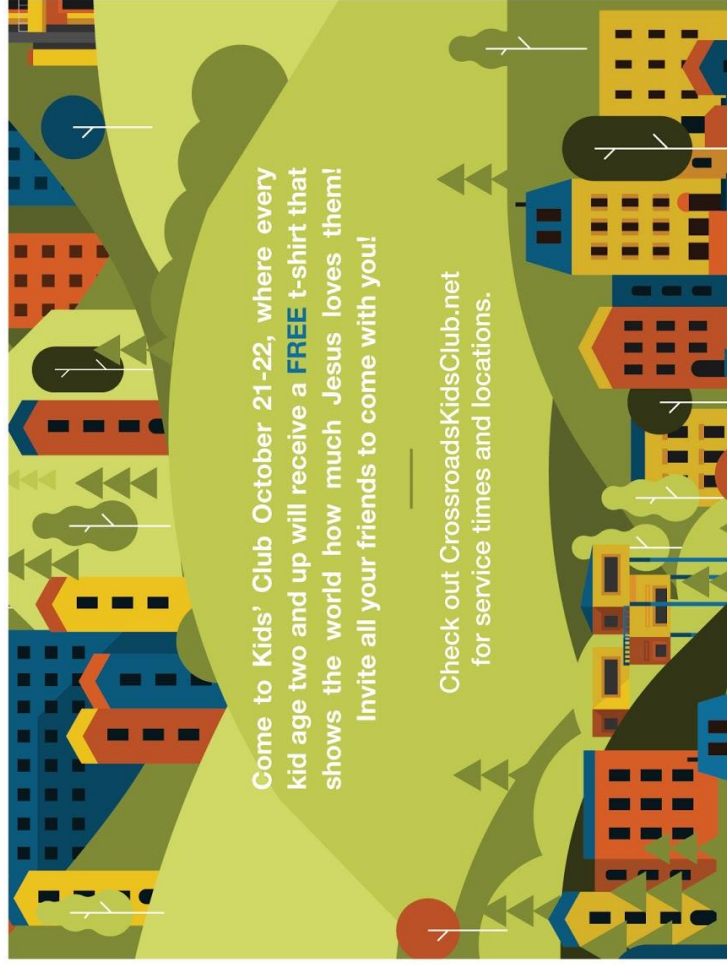
Come to Kids' Club October 21-22, where every kid age two and up will receive a **FREE** t-shirt that shows the world how much Jesus loves them! Invite all your friends to come with you!

Check out [CrossroadsKidsClub.net](http://CrossroadsKidsClub.net) for service times and locations.



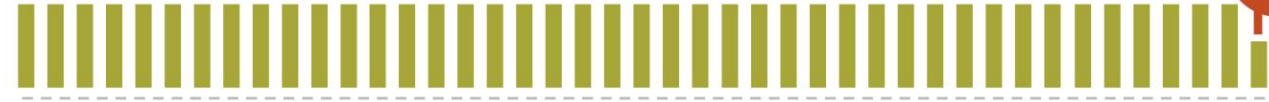
Come to Kids' Club October 21-22, where every kid age two and up will receive a **FREE** t-shirt that shows the world how much Jesus loves them! Invite all your friends to come with you!

Check out [CrossroadsKidsClub.net](http://CrossroadsKidsClub.net) for service times and locations.



Come to Kids' Club October 21-22, where every kid age two and up will receive a **FREE** t-shirt that shows the world how much Jesus loves them! Invite all your friends to come with you!

Check out [CrossroadsKidsClub.net](http://CrossroadsKidsClub.net) for service times and locations.



**\*Use the Real Encounters 2017 KC logo slide for all transition slides in this keynote (except first slide, which is the Joshua intro loop).**

1. Song slide: for when kids enter the room (All that You Need instrumental; mp3 only; can be downloaded on website)
1. Video: HOPS / Listening Ears (<https://vimeo.com/99633582>)
1. Loop: Jordan River (<https://www.youtube.com/watch?v=quDZ298uF4E>)
2. Video: Saddleback Kids / The Israelites Cross the Jordan ([https://www.youtube.com/watch?v=FVDU4Xnboll&list=PL5aPdmniG3y\\_n7hXEKTV4qQnleCe-p6Ws&index=35](https://www.youtube.com/watch?v=FVDU4Xnboll&list=PL5aPdmniG3y_n7hXEKTV4qQnleCe-p6Ws&index=35))
3. Music Video: The Wiggle Worm (<https://www.youtube.com/watch?v=cyDs-bir9-g>)
4. Music Video: Be Strong (<https://vimeo.com/144037020>)
5. Music Video: Boss of Me (<https://vimeo.com/118151941>)