


Preschool



September 30-October 1, 2017

DATE

Jonah

LESSON TITLE

Book of Jonah

WHERE TO FIND IT

We can trust and obey God.

MAIN POINT

schedule

First 15 minutes of the service hour:
Engage kids in cooperative play activities to help them connect to other kids

Next 5 minutes: Connect Time

Next 25 minutes: Large Group

Last 25 minutes: Snack and Small Group

tips

As kids enter the room, lay out markers and coloring pages at one table, and play-doh at another. It's a great way to get kids excited who might otherwise be upset about leaving their grown up!

check-in/out

As kids leave, ask them what they learned about Jonah, and why they made a big fish for him!

large group heads up

Today we're learning about how God rescued Jonah from the belly of a whale! It's a pretty strange story, but it shows us His unconditional love, and how he'll follow us no matter where we go!



connect time

GOAL: *Connect time is all about engaging kids in a short, interactive game to prepare them for Large Group.*

- **Clean up! (10 minutes after the service start time, when you get the 5-minute warning from the presenter)**
- Line up.
- Tell kids that today we'll hear how God rescued a guy after he was swallowed by a big fish! Let's all pretend to be different kinds of sea creatures!
- Have kids act out the following with you:
 - Goldfish (Swim around and make bubble noises!)
 - Octopus (Wave your tentacles around!)
 - Shark (Clap your hands together like you're taking a big bite, and say, "Chomp!")
 - Crab (Make your hands into "pinchers" and walk sideways!)
 - Dolphin (Jump up high, like you're jumping out of the water!)
- Alternate calling out the above actions, and go faster and faster as you progress!

As you walk into Large Group, encourage kids to put on their listening ears! Remind them that HOPS will be showing us how we should act in Large Group, so we have to listen!

special notes

Make use of the video loops as you teach; they'll help kids to imagine the story and engage directly!

presenter tips

Here's a new video we'll be watching today:

Wild About You:

https://www.youtube.com/watch?v=MRnc_-NujBk&list=PLlrwxYyh4FZgyyPlh7UsGDxD8DwuUyuYd&index=4

script

WELCOME AND INTRO

Main Goal: Review the beginning of God's story and rescue plan.

Notes:

- ***Click to play intro music.**
- **Say:** Hi Friends! Welcome to Kids' Club. I'm _____ and I'm really glad you're here today. Before we get started, I want you to meet my friend HOPS.
- **Video: HOPS Listening ears! (fall theme)**
- **Say:** (Holding up the **Bible**.) *This* is God's story. Out of all the stories in the world, this is the most important. Do you know what it's called? (Let kids respond "the Bible.") That's right, the Bible! It's God's Rescue plan. It shows us how He rescued us from all the wrong things in the world.
- **Say:** In the beginning, God made the whole world and everything in it. He created the sun and the moon, the water and the land, the plants and the animals, and people like you and me! Everything was good. Give me a big thumbs up! (Let kids respond. Then change your tone.)
- **Say:** But THEN, something bad happened. Adam and Eve disobeyed God, and all the wrong things came into the world. Things like sadness and death. Show me your sad face. (Let kids respond.)
- **Say:** Even though Adam and Eve disobeyed God, God loved them anyway! He planned a great rescue so that Adam and Eve, and you and me, could be close to God again! Do you know who the Rescuer is? (Let kids say: Jesus!)

INTRO: JONAH

Main Goal: Understand why Jonah disobeyed God, and see what happened as a result.

- **Say:** Today, we're going to hear about a guy named Jonah. Can you say, "Jonah?" (Let kids respond.) One day, God told Jonah to go to Nineveh. Nineveh was a place where *no one* followed God, so Jonah was scared of it!
- **Say:** God wanted Jonah to go to there and tell people about God, and then they could follow him too! But guess what? Jonah decided he didn't want to go to Nineveh. So he said, "NO!" Can you all say, "No!" (Let kids respond.) Instead of going to Nineveh (Point one way and walk), he ran the OTHER way (Point the other way and walk.)
- **Say:** Jonah disobeyed God. (Act very sad.) Can you all show me your sad face? (Let kids respond.) But guess what! God still loved Jonah, and he even rescued him when Jonah got in trouble!
- **Say:** We're going to watch a video to see what happened next. As you watch, see if you can figure out if Jonah obeyed God after he was rescued.
- **Video: God's Story / Jonah**
- **Ask:** After God rescued Jonah, did Jonah obey, and go to Nineveh? (Let kids respond.) Yep, he sure did!

JONAH GETS IN TROUBLE

Main Goal: See how Jonah ran away and ended up in the middle of the ocean! But then, God rescued him with a big fish!

- **Say:** First, Jonah got on a big boat that was sailing far away from Nineveh. But do you know what? God didn't want Jonah to be on that boat!
- **(Loop: Stormy Sea—let loop play as you continue talking.)** So a BIG storm came and rocked the boat back and forth. Can you guys pretend you're rocking back and forth on a big boat? (Respond along with kids.)
- **Say:** It was scary! The men thought they'd all fall into the deep water. But Jonah told the other guys that if they threw him off the boat, they would be safe. The guys on the boat didn't want to throw Jonah into the dark, stormy ocean...but they wanted to stop rocking....so they threw him overboard!
- **(Loop: Underwater—let loop play as you continue talking.)** Now Jonah was in the ocean with all the fish! Let's pretend we're with the fish too; let's pretend to swim and move our arms! (Let kids respond.) Great!
- **Ask:** While Jonah was in the water, did a big dinosaur come swallow him? (Let kids respond, "No!") Hmm, did a big hippo swallow him? (Let kids respond, "No!") Hmm, well then what swallowed him? (Let kids respond.) You're right, a big, giant FISH!

GOD RESCUES JONAH

Main Goal: Show how God rescued Jonah because he loved him. Then, Jonah obeyed!

- **Say:** This fish wasn't a mean fish; God sent the fish to swallow Jonah, and take him to dry land! Jonah wasn't hurt at all! So Jonah stayed in the fish's belly and waited, and waited, and waited. Until...the fish threw up on dry land!
- **(Loop: Beach—let loop play as you continue talking.)**
- **Say:** God loved Jonah so much, that he rescued him with a big fish! And God loves to rescue us too. All we have to do is trust in Him.
- **Say:** When we TRUST in God, that means we believe that God loves us, and he'll take care of us! Do you think God loves us? (Yes!) Do you think God will take care of us? (Yes!) Me too!
- **Say:** Now we're going to watch a video that's all about telling God we love him! You can stay seated and watch as all the different animals say, "God, I Love You!"
- **Music Video: Wild About You**

WRAP UP AND WORSHIP

Main Goal: Help kids interact through prayer and worship!

- **Pray (Breaking it into small, repeatable phrases):** Dear God, thank you for rescuing Jonah. Thank you for rescuing us. We love you, and want to obey you. Aaaa-men!
- **Say:** Now let's stand up and worship God with singing and dancing!
- **Music Video: Let All That I Am Praise the Lord**
- **Music Video: Whole Wide World**



instructions

Goal: Kids will (1) understand how Jonah obeyed God because God loved him and rescued him, and (2) recognize that we can trust and obey God too!

Why? Obedience and trust are hard concepts for any preschooler. Try to break it down and be as simple as possible: God loves us, so we can trust him!

Tip: Cut the stickers apart beforehand, then hand them out to kids and let them peel the stickers themselves.

small group

REVIEW THE STORY

1. When God asked Jonah to go to Nineveh, did Jonah go? (No!)
2. Have you ever said “no” to you parents? Do you think it made God happy when Jonah said “no”, and ran away?
3. What happened when Jonah ran away and got on a boat? (It got stormy, and he was thrown overboard.)
4. What happened when Jonah was in the ocean? (God sent a big fish to swallow him!)
5. What would it be like if YOU were in the ocean in a big storm? What would it feel like, or smell like, in a fish’s belly?
6. Let’s all get under the tables and pretend WE are in a fish’s belly! Ew! (Respond along with kids and let them sit under the tables for a few minutes.)

MAKE IT PERSONAL

- Give each kid a **cup**, a **fish sticker** and a **Jonah image**. Set out **markers**.
- As kids color their Jonah image, show them how to stick the fish sticker on the side of their cups. (Just stick it somewhere along the side of the cup and press it all the way down.)
- Reenact the story using the Jonah image and the big fish!:
 - Pretend Jonah is scared and running away from God.
 - Make Jonah ride on a boat during a big storm.
 - Pretend Jonah is swimming in the water!
 - Put Jonah inside the cup, and pretend he’s in the fish’s belly!
 - Dump Jonah out and pretend he’s on dry land. God rescued him!
 - Make Jonah walk to Nineveh and obey God!
- Put each kid’s materials in a **paper bag**.
- Extra time? Have kids do a **coloring sheet**.



connect questions

Tell me about Jonah.

How did Jonah obey God?


lesson supplies

Connect Time			
Item	Usage	Details	Provided by
No supplies needed			

Large Group			
Item	Usage	Details	Provided by
Jesus Storybook Bible	1 per large group, reused		

Small Group			
Item	Usage	Details	Provided by
Coloring Page - Fish	1 per kid	Page 8, white paper, black & white	site
Foam cup	1 per kid	Sam's Club, Item #497555	KC National
Fish sticker	1 per kid	Avery sticker template 5264, color, Page 10	site
Jonah Image	1 per kid	8.5 paper, b&w, cut apart images, Page 9	site
Paper bag	1 per kid	Sam's Club, #12528	KC National


name






Tell me about Jonah.

How did Jonah obey God?

Read more about this week's story in the book of Jonah.







***Use the Real Encounters 2017 KC logo slide for all transition slides in this keynote (except first slide, which is the PAUL intro loop).**

1. Song slide: for when kids enter the room (All that You Need instrumental; mp3 only; can be downloaded on website)
1. Video: HOPS / Listening Ears (<https://vimeo.com/99633582>)
2. Video: God's Story / Jonah (<https://vimeo.com/25631269>)
3. Loop: Stormy Sea Loop (KC/SM videos media songs>loop; Cover with this sound: <https://www.youtube.com/watch?v=10rH37YYvKU>; make repeating)
4. Loop: Underwater (1:38-2:38; <https://www.youtube.com/watch?v=MIZCeD0EobY>; cover with this sound: <https://www.youtube.com/watch?v=SuZcVyYDWwE>)
5. Loop: Beach (0:00-1:00; <https://vimeo.com/28769782>; no sound)
6. Music Video: Wild About You (https://www.youtube.com/watch?v=MRnc_-NujBk&list=PLlrwxXyh4FZggyPIh7UsGDxD8DwuUyuYd&index=4)
7. Music Video: Let All That I Am Praise the Lord (<https://vimeo.com/201091757>)
8. Music Video: Whole Wide World (<https://vimeo.com/13033365>)