



3rd - 5th

October 7-8, 2017

DATE

Real Encounters 2: Joshua

LESSON TITLE

Joshua 3, Joshua 6

WHERE TO FIND IT

God wants us to have bold faith.

MAIN POINT

schedule

Connect Time (15 minutes): Five minutes after the service begins, split kids into groups and begin their activity.

Large Group (30 minutes): Begin 20 minutes after the service starts. Model what it looks like to be engaged in large group.

Small Group (15 minutes): Keep kids in small groups until parents arrive. If you all have extra time at the end, you can review the video and songs together.

tips

Having **FUN** is one of the most important parts of Kids' Club! Why? Because it's a language that every kid speaks! When you make things fun, kids are more likely to listen, respond and remember what they heard!

check-in/out

***Make sure every kid has a T-shirt promo card, and remind them to come to Kids' Club October 21-22 to get their free shirt!**

large group heads up

This week, we're hearing about Joshua as part of our **Real Encounters with God** series. His story shows us that we will all be meant to experience a full life with incredible blessings, but we have to have bold faith, and trust God no matter what.

***There's a silent animated loop at the start of today's Large Group keynote. Let it play as long as you want before Large Group.**



connect time

GOAL: *Connect Time is all about engaging kids in an activity that allows them to connect with each other right away while simultaneously piquing their curiosity for Large Group and preparing their minds for what they're going to hear.*

BOLD CHARADES

- For this game, the room will be playing together, but you'll need to split kids into small groups (try to make groups no bigger than 6-10 kids; if you have a very small group of kids, you can split into groups of 2-3).
- Set the **stack of charade cards** facedown on the stage.
- ASK: What does it mean to be BOLD? (Let a few kids answer, and then summarize with this: being courageous, confident, or taking a risk).
- Tell everyone that the cards on the stage are all different types of **adventurous, bold actions**.
- Each group will come up to the stage, and one kid from the group will pick up a card and whisper it to the other kids. Then the whole group will act out the card together for the rest of the room to guess (no talking, only acting).
- Here are the actions kids will act out:
 - Skiing
 - Skydiving
 - Jumping off a dive board
 - Surfing
 - Rock climbing
 - Riding a roller coaster
 - Walking across a tightrope
 - Driving an airplane
 - Walking on the moon/being an astronaut
 - Ice skating
- Let each group take turns acting out the cards, until there are no more cards left!

Before you go to Large Group, you can ask kids how their week went. You can also remind kids of the expectations for Large Group behavior: (1) be kind, (2) listen when somebody speaks, and (3) follow the leader's instructions.

special notes

The running time for all of today's videos is **18 minutes**, which means the actual script appears shorter. Try to keep speaking to a minimum, so that you don't go too long!

presenter tips

Here's today's new music video, "Brave":

<https://www.youtube.com/watch?v=bUD8f2jwZDU>

script

CONNECT TIME REVIEW

Main Goal: Review Connect Time and how it relates to today's story.

- **Say:** Hey everyone, welcome to Kids' Club! Great job playing charades in Connect Time. You acted out all kinds of things! Has anyone in here ever done that stuff in real life? (Let kids respond.) Nice!
- **Ask:** You acted out scenarios like skydiving, tightrope walking, and riding roller coasters. Were those just random words, or did they all have a common theme? (Let kids respond.)
- **Say:** Yep, they were all adventurous activities that require you to be BOLD. Being bold means having courage and taking risks. It means being brave and doing things that might seem a little scary or nerve-racking.
- **Say:** Remember how some of you acted like you were surfing? Well we're going to watch a clip of some people being VERY bold and surfing the biggest, fastest, scariest waves in the entire world!
- **Video: Surfing the Heaviest Wave in the World**
- **Say:** Do you think those people are bold? (Let kids respond.) I agree, you would have to have A LOT of boldness and courage to do something like that! And even though it might be a little scary at first, I bet they think it's totally worth it!

INTRO: BOLDNESS

- **Say:** Today, we're going to hear about how God wants US to be bold too, but not just by doing really adventurous sports like surfing. He wants us to be bold and follow him.
- **Video: What's That Word / Boldness**
- **Ask:** So what do you think? Does following Jesus require boldness? (Let kids respond.) It sure does, and today, we'll dig more into what that means for us by hearing about a guy named Joshua.

INTRO: JOSHUA

- **Say:** We're going to watch a video and travel to a place called Israel, like we've doing for the past few weeks. It's all a part of a special series we're in, called Real Encounters with God. We'll see how Joshua encountered God, and how he showed incredible boldness during a really tough time!
- **Video: Mainstage Synopsis / Joshua**
- **Say:** It's pretty incredible that we can see and experience places that Joshua actually went to, thousands of years after he lived! Let's hear a little more about who Joshua was, and why he's such a big part of God's Story.
- **Video: Characters Set-Up / Joshua**
- **Say:** Does anyone remember some of the cool jobs Joshua had? (Let kids respond.) Yep, he was a warrior, a spy, a leader and an army general! He lead the Israelites through a lot of great times, and a lot of really hard times. And through it all, he trusted God, and showed great boldness.

JOSHUA CROSSES THE JORDAN

- **Say:** Let's check in with our friend Robbie, who's been filming in Israel, and showing us actual places that Joshua went! He's got some cool stuff to tell us about Joshua and how he was leading God's family to a new home.
- **Video: Robbie's Israel Vlog / Joshua**
- **Say:** Joshua showed boldness when he was leading the Israelites to their new home, called Canaan. Can you say, "Canaan"? (Let kids respond.) God had promised this new home for them, but it was pretty far away. And they didn't have cars or trains back then. They had to walk the whole way! And one day, right before they were FINALLY about to get to their new home....something got in their way. Let's watch a video to see what happens next.
- **Video: The Israelites Cross the Jordan**

**WHEN WE TRUST GOD,
WE'RE SHOWING
BOLDNESS**

- **Ask:** So what was in the Israelites way when they were trying to get to the Promised Land? (Let kids respond.) Yep, the Jordan River. And this wasn't just a small river that you can swim across.
- **(Loop: River)** THIS is part of the actual Jordan river. Would you want to cross that? (Let kids respond.) No way! But God had a plan.
- **Ask:** What did God tell Joshua that he would do to the river? (Let kids respond.) Yep, God said he would stack the water on both sides, and give them a dry path to walk through.
- **Ask:** Here's where we want to pay special attention to the story. Even though God promised he would make a dry path through the river, what did Joshua and the priests have to do first? (Let kids respond.)
- **Say:** They had to actually walk into the river while it was *still flowing and rushing!* They had to trust that God would do what he said he would do. They had to be BOLD, and take that first step into the water. And once they did that, God stacked the water on both sides, and provided a way.

RESPOND AND WORSHIP

Main Goal: Give kids space to talk to God about what they heard, listen to him and worship him.

****Special note in this section: Make sure to tell kids about the free t-shirts being handed out Oct 21-22!***

- **Say:** See, when we follow God, it won't always be easy. Sometimes, we'll face things that seem impossible, just like the Jordan River seemed impossible to cross. But when we face those things, God wants us to be bold, and take that first step. He wants us to trust him, and follow him wherever he leads us.
- **Say:** In two weeks, you're going to get something to help show people that you follow and trust in God. **On Oct 21-22, every kid in Kids' Club is going to get something special: a FREE t-shirt!** It's going to have something special on it to show people how much God loves you, so make sure to get here that weekend! Now let's pray.
- **Pray:** God, we can't be bold on our own. We need you to help us be brave, and follow your lead. We need you to show us the way, and help us be bold when the time comes. Amen!
- **Say:** Now let's show boldness in a different way: by worshipping God! For this first one, you can stay seated, and watch as they sing about how God's love makes us brave, and BOLD.
- **Music Video: Brave**



instructions

Goal: Kids will (1) recognize that God miraculously delivered Joshua and the Israelites through the Jordan River, (2) understand how God called Joshua to be brave and trust him, and (3) identify how God is calling us to be BOLD.

Why? Trusting in God and following him no matter THAT'S boldness!

Tip: Make sure there's no stone throwing in today's activity, and don't forget to hand out the t-shirt promo cards.

small group

APPLY THE STORY

1. How did Joshua show boldness? (He put his trust in God, even when he was afraid. He walked into the river before he knew God would make a dry path; he led the Israelites to the home God promised.)
2. Have you ever seen someone else be bold? What did they do?
3. Do you think Jesus ever showed boldness? If you can think of an example, share.
4. When we follow God, what kind of bold things does he ask us to do? (Follow him, tell others about Jesus, forgive people who wrong us, etc. Let kids speculate!)
5. (*Played like "Would you rather"*) Have kids stand up and decide which of the following BOLD scenarios they would rather do. Tell them to walk to the right side of your small group area for the first option, and walk to the left side for the second option. (have kids return to the middle after each scenario).
6. Do you think it's more bold to....
 - a. Skydive, or deep sea dive?
 - b. Invite someone to Kids' Club, or give them a Kids' Club CD?
 - c. Eat a cockroach, or eat a worm?
 - d. Talk to a new kid that no one else talks to, or stick with your own friends?
 - e. Play a hero, or a villain, in a movie?
 - f. Surf in shark infested waters, or jump with a parachute into the Grand Canyon?
 - g. Sit with a sleeping lion, or run across an alligator's back?
 - h. Be a police officer, or a firefighter?
 - i. *Come up with more if you want!*

(Continued on next page.)

MAKE IT PERSONAL

- Give each kid **one stone** and set out **metallic Sharpie markers**.
- **Ask:** Do you remember what God told Joshua to do after they crossed the river? (Send 12 men to find 1 stone each, and then pile them up to make a visible reminder of how God helped them cross the river.)
- **Say:** This stone can be a reminder of how God wants us to show boldness, just like Joshua and the priests did.
- Encourage kids to think about all the examples of boldness we've just talked about, and come up with way they want to be bold in their own life. Write it on their stone (if they can't fit it all on the stone, they can write one or two words, or an image, to symbolize it.) Then let kids color and decorate their stones if they want!
- **Caution:** Tell kids that there is no throwing stones/playing catch/hitting others.

T-SHIRT PROMO CARD

- Give every kid a **t-shirt promo card** to remind them to come to Kids' Club Oct 21-22, so they can get their FREE t-shirt!
- This can be handed out in small group, or handed out at the door as parents leave with their kids.

Extra time? Have kids play charades, but let them make up their own categories and actions to act out.



connect questions

Tell me about Joshua.

How can we be bold when following God?

lesson supplies

Connect Time			
Item	Usage	Details	Provided by
Charade cards	One set of 10 per room, reused	8.5x11 cardstock, black & white, cut into fourths, Page 9-11,	site

Large Group			
Item	Usage	Details	Provided by
Adventure Bible	1 per large group, reused	Biblesbythe Case.com	site

Small Group			
Item	Usage	Details	Provided by
Markers	1 set per group, reused		site
Stone	1 per kid	Home Depot- Polished River Rock, 2-3"	KC National
Sharpies (Black or Silver depending on color of rock used at your site)	1 marker per kid, reused	Staples	KC National
T-shirt promo card	1 per kid	8.5x11 cardstock cut into ¼ sheets, color, Page 12	site

Skiing

Skydiving

Jump off
a diving
board

Surfing

Rock
climbing

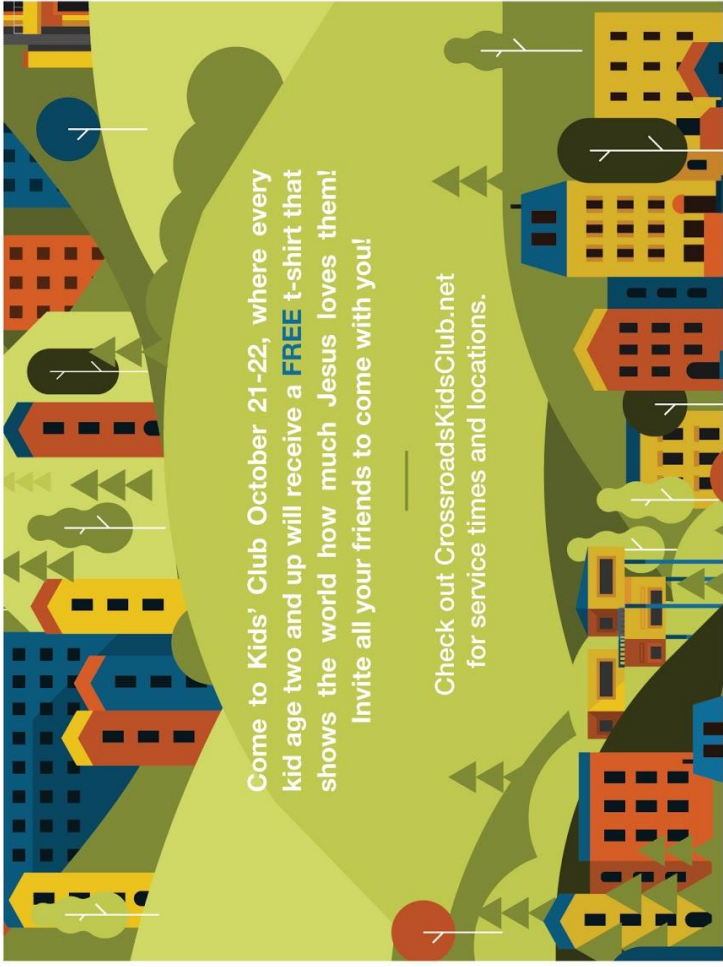
Riding a
roller
coaster

Walking
across a
tightrope

Driving an
airplane

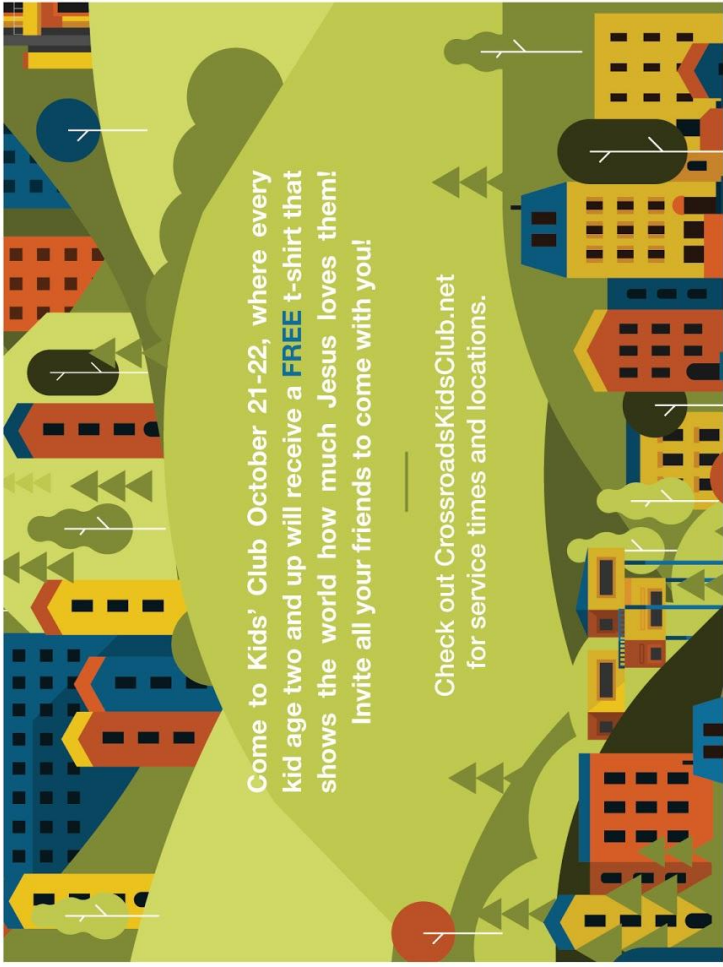
Walking
on the
moon/
astronaut

Ice
skating



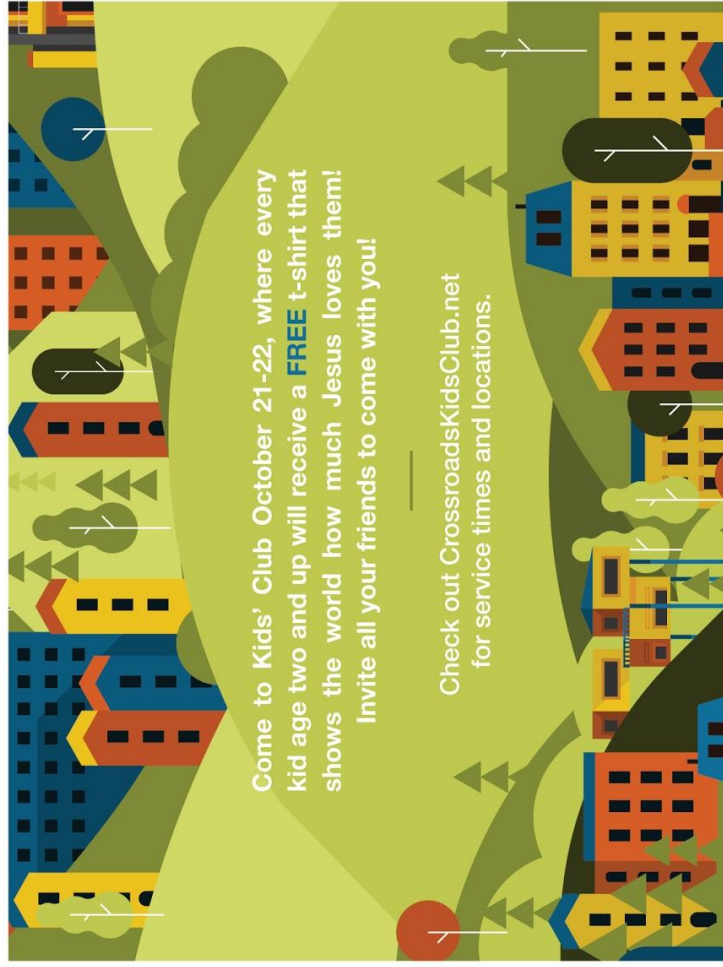
Come to Kids' Club October 21-22, where every kid age two and up will receive a **FREE** t-shirt that shows the world how much Jesus loves them! Invite all your friends to come with you!

Check out CrossroadsKidsClub.net for service times and locations.



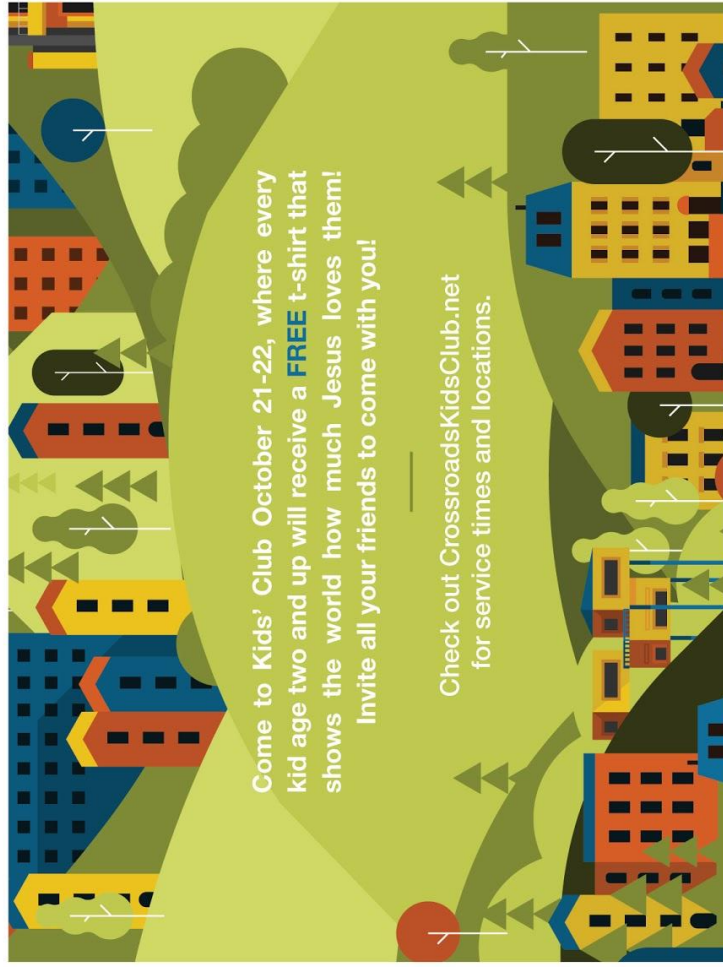
Come to Kids' Club October 21-22, where every kid age two and up will receive a **FREE** t-shirt that shows the world how much Jesus loves them! Invite all your friends to come with you!

Check out CrossroadsKidsClub.net for service times and locations.



Come to Kids' Club October 21-22, where every kid age two and up will receive a **FREE** t-shirt that shows the world how much Jesus loves them! Invite all your friends to come with you!

Check out CrossroadsKidsClub.net for service times and locations.



Come to Kids' Club October 21-22, where every kid age two and up will receive a **FREE** t-shirt that shows the world how much Jesus loves them! Invite all your friends to come with you!

Check out CrossroadsKidsClub.net for service times and locations.

A/V needs

3rd-5th



***Use the Real Encounters 2017 KC logo slide for all transition slides in this keynote (except first slide, which is the Joshua intro loop).**

1. JOSHUA intro loop: for when kids enter the room (All that You Need instrumental; mp3 only; can be downloaded on website)
2. Video: Surfing the Heaviest Wave in the World (<https://www.youtube.com/watch?v=26KzUnEbTUs>)
3. Video: What's That Word / Boldness (in progress)
4. Video: Mainstage Synopsis / Joshua (in progress)
5. Video: Characters Set-Up / Joshua (in progress)
6. Video: God's Story / Joshua Crosses the Jordan (<https://vimeo.com/160751542>)
7. Loop: Jordan River (<https://www.youtube.com/watch?v=quDZ298uF4E>)
8. Video: Robbie's Israel Vlog / Joshua (in progress)
9. Music Video: Brave (<https://www.youtube.com/watch?v=bUD8f2jwZDU>)