

Preschool



August 19-20, 2017

DATE

Hannah prays

LESSON TITLE

1 Samuel 1-2

WHERE TO FIND IT

We can talk to God.

MAIN POINT

schedule

First 10 minutes of the service hour:
Engage kids in cooperative play activities to help them connect to other kids

Next 5 minutes: Connect Time

Next 25 minutes: Large Group

Last 25 minutes: Snack and Small Group

tips

Having trouble getting kids to clean up? Try some fun clean-up games! See who can clean up the most stuff while you count down from 10 to 1. Or have kids pretend to be an animal while they pick up toys!

check-in/out

As kids leave, ask them what it means to pray!

large group heads up

Today, we're learning the story of Hannah, and how she prayed to God when she needed help. This story is a great illustration of how we can speak to God and be close to him, and he will answer our call!



connect time

GOAL: *Connect time is all about engaging kids in a short, interactive game to prepare them for Large Group.*

- **Clean up! (10 minutes after the service start time, when you get the 5-minute warning from the presenter)**
- Line up.
- Tell kids that we can talk to God anytime we want!
- Say, “We can talk to God when we....” and then act out the following actions along with kids:
 - Wake up in the morning (Act tired and pretend to get out of bed.)
 - Eat our breakfast (Pretend to eat cereal.)
 - Ride in the car (Pretend to drive.)
 - Play with our friends (Give a hug to someone.)
 - Are scared (Act scared.)
 - Are sad (Act sad.)
 - Are happy (Act happy.)
 - Go to bed (Pretend to get into bed and act sleepy again.)
 - Get hurt (Act like you have a boo-boo on your knee.)
 - Come to Kids’ Club (Point all around you, we’re in Kids’ Club right now!)
 - Worship God with songs and dancing (Dance!)

As you walk into Large Group, encourage kids to put on their listening ears! Remind them that HOPS will be showing us how we should act in Large Group, so we have to listen!



instructions

Goal: Kids will (1) understand why Hannah prayed to God and (2) recognize that we can talk to God too!

Why? Prayer is a part of every lesson in Kids' Club; this week we get to break down the reason WHY we pray!

Tip: Pray multiple times with kids today. You can pray before snack time, pray before going to Large Group...there's never a bad time to help kids understand the importance of talking to God!

small group

REVIEW THE STORY

1. Why was Hannah sad? (She wanted a baby.)
2. Who did she ask for a baby? (God.) Did God give Hannah a baby? (Yes!)
3. How do you think she felt when God gave her what she asked for?
4. Can we ask God for things too? (Yes!) What do you want to ask him for?
5. Does God like to listen and talk to us? (Yes!)
6. How do you feel when you talk to God? How do you think HE feels when He talks to you?

MAKE IT PERSONAL

- Give each kid a **mouth image** and let them color with **markers**. Go around and help kids **tape a Popsicle stick** to the bottom of their mouth image. Then let them to hold it up in front of their mouth. (Demonstrate for them.)
- Tell kids that we're going to use these funny "mouths" to see how we can talk to God in all kinds of ways!
- Lead kids in repeating the following phrases after you, but in different silly ways. Lead kids in holding up the "mouth" in front of their own mouth whenever they repeat after you.
 - (Whisper) Hi God!
 - (Shout) We love you.
 - (High pitched voice) We're so glad
 - (Low pitched voice) We can talk to you!
 - (Whisper) You always listen
 - (Shout) When we ask for help
 - (High pitched voice) Thank you
 - (Low pitched voice) For loving us
 - We want to listen to you! (Pause)

(Continued on next page.)

*Extra time? Give kids a **coloring sheet**. After that, give kids some more things to act out while they talk to God, like in *Connect Time*! Here's some suggestions: Walking, running, sitting down, standing up, laying down, rolling on the floor, hugging a friend, etc.*

special notes

Hannah's story is full of heartfelt expression; Hannah expressed all her emotions to God, and we can too! Make sure to be "over the top" as you show things like happiness, sadness, or fear.

You'll need a **baby doll** from a preschool classroom for today's Large Group.

presenter tips

Here's a link to today's video:

Video: Hannah

<https://www.youtube.com/watch?v=hVBZ04YEtbq>

script

WELCOME AND INTRO

Main Goal: Review the beginning of God's story and rescue plan.

Notes:

- ***Click to play intro music.**
- **Say:** Hi Friends! Welcome to Kids' Club. I'm _____ and I'm really glad you're here today. Before we get started, I want you to meet my friend HOPS.
- **Video: HOPS Obey your leaders!**
- **Say:** (Holding up the **Bible**.) *This* is God's story. Out of all the stories in the world, this is the most important. Do you know what it's called? (Let kids respond "the Bible.") That's right, the Bible! It's God's Rescue plan. It shows us how He rescued us from all the wrong things in the world.
- **Say:** In the beginning, God made the whole world and everything in it. He created the sun and the moon, the water and the land, the plants and the animals, and people like you and me! Everything was good. Give me a big thumbs up! (Let kids respond. Then change your tone.)
- **Say:** But THEN, something bad happened. Adam and Eve disobeyed God, and all the wrong things came into the world. Things like sadness and death. Show me your sad face. (Let kids respond.)
- **Say:** Even though Adam and Eve disobeyed God, God loved them anyway! He planned a great rescue so that Adam and Eve, and you and me, could be close to God again! Do you know who the Rescuer is? (Let kids say: Jesus!)

INTRO: HANNAH

Main Goal: Introduce Hannah and understand what she wanted more than anything!

- **Say:** A long time before Jesus came, there was a woman in God’s family named Hannah. Can you say, “Hannah?” (Let kids respond.) Good job!
- **Say:** Hannah wanted something very much, and she had been waiting for it a long, long time.
- **Ask:** Have you guys ever wanted something really, really badly? (Let kids respond.) Yeah, I thought so! We all want things sometimes.
- **Ask:**
 - **(Click to show image of snack.)** Has anybody ever wanted....a yummy snack? (Let kids respond.) Yeah, me too. I love snacks!
 - **(Click to show image of toys.)** Has anybody ever wanted....a new toy?(Let kids respond.) Yeah, I like new things to play with too.
 - **(Click to show image of Kids’ Club.)** Has anybody ever wanted....to come to Kids’ Club? (Let kids respond.) Yeah, Kids’ Club is so fun! I always want to come here.
- **(Hold up the baby doll.)** Well you know what Hannah wanted? A baby! And she was really sad that she didn’t have one. Can you show me a sad face? (Let kids respond.)

HANNAH PRAYS TO GOD

Main Goal: Understand how Hannah talked to God, and what she asked him for.

- **Say:** When Hannah was sad that she didn’t have a baby, she decided to ask God for it! Let’s watch a video, and see what happened next!
- **Video: Slapstick Theatre / Hannah and God**
- **Ask:** Did God give Hannah a baby after all? (Let kids respond.) Yes, He did!
- **Say:** When Hannah was asking God for a baby, she said, “God, if you give me a baby, I will make sure that he follows you for his whole life!” She wanted this baby so much, that she even started crying. Can you show me your sad face again? (Let kids respond.)
- **Ask:** Did God hear Hannah when she talked to him, and was crying? (Let kids respond.) Yes, he did! And He answered her prayer. (Let kids respond.) God gave her a baby boy, and she was so happy! Can you give me a big smile? (Let kids respond.)

WE CAN TALK TO GOD TOO

Main Goal: Recognize that we can talk to God just like Hannah did.

- **Say:** We can talk to God too, just like Hannah did! We can talk to him when we're sad. Can you act sad? (Let kids respond.) We can talk to him when we're happy! Can you act happy? (Let kids respond.) We can even talk to him when we're scared. Can you act scared? (Let kids respond.) Good job.
- **Say:** God LOVES when we talk to him, because he wants to be close to us! Let's all give ourselves a big hug! (Let kids respond.)

WRAP UP AND WORSHIP

Main Goal: Help kids interact through prayer and worship!

- **Pray:** (Break into small, repeatable phrases.) Dear God. We love to talk to you. Thank you for listening to us. Aaa-men!
- **Set up worship:** There's another great way to talk to God....we can worship him with songs! Let's all stand up and sing right now!
- **Music Video: Robot Rock**
- **Music Video: Be Strong**
- **Music Video: Deep and Wide**

Dismiss kids to small groups. (Be creative as you dismiss them. Ask them to come give you a high five first, or maybe tiptoe or hop--like Hops--to their groups.)



connect questions

Tell me about Hannah.
How can we talk to God?


lesson supplies

Connect Time			
Item	Usage	Details	Provided by
No Supplies Needed			

Small Group			
Item	Usage	Details	Provided by
Markers	1 set per small group, reused	In room	site
Coloring Page	1 per kid	8.5x11 paper, black and white, Page 9	site
Mouth image	1 per kid	8.5x11 cardstock cut into fourths, black and white, Page 10	site
Masking Tape	1 roll per sg, reused		site
Wooden Craft Stick- small	1 per kid	Discount School Supply- small size Item # CRAF	KC Central

Large Group			
Item	Usage	Details	Provided by
Jesus Storybook Bible	1 per room		site
Baby doll	1 per large group room, reused	Male baby doll	site

name




Tell me about Hannah.

How can we talk to God?

You can read more about it in this place in 1 Samuel 1-2.




CrossroadsKidsClub.net




I can talk with God!

CrossroadsKidsClub.net




I can talk with God!

CrossroadsKidsClub.net



I can talk with God!

CrossroadsKidsClub.net



I can talk with God!

CrossroadsKidsClub.net

A/V needs

Preschool



1. Song slide: for when kids enter the room (All that You Need instrumental; mp3 only; can be downloaded on website)
2. HOPS: Obey your leaders (<https://vimeo.com/67408011>)
3. Image: Snack
4. Image: Toys
5. Image: Kids' Club
6. Video: Slapstick Theatre / Hannah and God (<https://www.youtube.com/watch?v=hVBZO4YEtbq>)
7. Music Video: Robot Rock (<https://www.youtube.com/watch?v=mQcHsUevexM>)
8. Music Video: Be Strong (<https://vimeo.com/144037020>)
9. Music Video: Deep and Wide (<https://vimeo.com/190146379>)