

# Preschool

crossroads

kids'  
club

July 15-16, 2017

DATE

Jacob and Esau

LESSON TITLE

Genesis 25 and 27

WHERE TO FIND IT

God loves us (even when we mess up)

MAIN POINT

## schedule

### **First 10 minutes of the service hour:**

Engage kids in cooperative play activities to help them connect to other kids

**Next 5 minutes:** Connect Time

**Next 25 minutes:** Large Group

**Last 25 minutes:** Snack and Small Group

## tips

Kids who are more “challenging” may not hear very often that someone is glad to see them, so make sure to intentionally connect with them. Get down on their level, tell them that you’re glad to see them, and ask them about the best or worst part of their day!

## check-in/out

As kids leave, ask them why they made a heart today.

## large group heads up

The story of Jacob and Esau reminds us that God’s love isn’t fair, and he gives blessings to those who don’t deserve it. As frustrating as that is sometimes, it’s actually great news for us! Today, try to help kids understand that God loves them no matter what.

## connect time

**GOAL:** *Connect time is all about engaging kids in a short, interactive game to prepare them for Large Group.*

- **Clean up! (10 minutes after the service start time, when you get the 5-minute warning from the presenter)**
- Line up.
- Tell kids that today we're going to see how much God loves us, even when we mess up.
- Tell kids to act out the following emotions as you ask them: "Does God love us when we feel....?"
  - Happy?
  - Scared?
  - Lonely?
  - Silly?
  - Sad?
  - Bored?
  - Shy?
  - Loud?
  - Quiet?
  - Grossed out?
  - Tired?
  - Excited?
- Tell kids that God loves us no matter how we feel, or how we act!

**As you walk into Large Group, encourage kids to put on their listening ears! Remind them that HOPS will be showing us how we should act in Large Group, so we have to listen!**



## instructions

**Goal:** Kids will (1) recognize that God used Jacob as part of his rescue plan even though Jacob made a wrong choice and (2) understand that God loves us no matter what (even when we mess up).

**Why?** This story is tough because it doesn't seem fair that Jacob gets the blessing. But neither is the fact that God loves us, even when we turn away from him and make wrong choices!

**Tip:** Make sure to use the **images** to help review today's story with kids.

## small group

### REVIEW THE STORY

1. Show **image of Jacob and Esau.**
  - a. One son was really hairy and liked to hunt. What was his name? (Esau.)
  - b. One son had smooth skin and liked to stay home and cook. What was his name? (Jacob.)
2. Show **image of Esau and soup.**
  - a. When Esau was really hungry, what did he ask Jacob for? (A bowl of soup.)
  - b. Did Jacob give him the soup for free? (No! He wanted Esau to give up his special birthright.)
3. Show **image of Jacob and Rebekah.**
  - a. When Isaac was really old, what did Jacob and Rebekah do while Esau was hunting? (They made some food for Isaac, Jacob put on Esau's clothes, and they tricked Isaac!)
4. Show **image of Jacob getting blessing**
  - a. While Jacob was dressed up like his brother Esau, he took the food to Isaac and tricked him!
  - b. Even though Jacob made a bad choice, did he get to be part of God's story? (Yes.)

### MAKE IT PERSONAL

- Give each kid a **heart template** and set out **markers**.
- Let kids color and decorate the heart.
- Tell everyone to hold up the heart in front of their face and say, "**God loves us!**"
- Tell kids that no matter what we do, where we are or how we feel, God ALWAYS loves us!



- Have kids hold the heart in front of their face and drop it down as you say each of the following:
  - God loves us when we're happy!
  - God loves us when we're sad.
  - God loves us when we listen to our grownups!
  - God loves us when we feel scared.
  - God loves us when we spill our drink on the ground.
  - God loves us when we smile!
  - God loves us when we frown.
  - God loves us when we pray to him!

*Extra time? Give kids a **coloring sheet**. After that, play a special version of ISpy. Tell kids to find an object in the room that has a certain color or shape to it. Then have them bring it to you. Let them find as many differently colored/shaped objects as they want!*

## special notes

The story of Jacob and Esau can be a little confusing, with terms like “birthright” and “blessing.” Kids may not understand exactly what those things mean, but they CAN understand that God loves and values them no matter what, even when they mess up.

## presenter tips

Here’s a link to today’s video. Watch it ahead of time to prepare.

God’s Story / Jacob and Esau:  
<https://vimeo.com/45313207>

## script

### WELCOME AND INTRO

**Main Goal:** Review the beginning of God’s story and rescue plan.

#### Notes:

- **\*Click to play intro music.**
- **Say:** Hi Friends! Welcome to Kids’ Club. I’m \_\_\_\_\_ and I’m really glad you’re here today. Before we get started, I want you to meet my friend HOPS.
- **Video: HOPS Put your listening ears on!**
- **Say:** (Holding up the **Bible**.) *This* is God’s story. Out of all the stories in the world, this is the most important. Do you know what it’s called? (Let kids respond “the Bible”.) That’s right, the Bible! It’s God’s Rescue plan. It shows us how he rescued us from all the wrong things in the world.
- **Say:** In the beginning, God made the whole world and everything in it. He created the sun and the moon, the water and the land, the plants and the animals, and people like you and me! Everything was good. Give me a big thumbs up! (Let kids respond. Then change your tone.)
- **Say:** But THEN, something bad happened. Adam and Eve disobeyed God, and all the wrong things came into the world. Things like sadness and death. Show me your sad face. (Let kids respond.)
- **Say:** Even though Adam and Eve disobeyed God, God loved them anyway! He planned a great rescue so that Adam and Eve, and you and me, could be close to God again! Do you know who the Rescuer is? (Let kids say: Jesus!)

## INTRO: JACOB AND ESAU

**Main Goal:** Introduce Jacob and Esau and show how they were different.

- **Say:** God planned to send the Rescuer, Jesus, through a family! Remember, He chose a man named Abraham and a woman named Sarah and promised them a son named Isaac. They had to wait...and wait...and wait...but they finally had a son just like God promised! Let's all pretend to rock a baby in our arms. (Let kids respond.)
- **(Click to show picture of Jacob and Esau.)** Later, Isaac had two sons of his own! Their names were Jacob and Esau. Can you say Jacob and Esau? (Let kids respond.) Great job!
- **Say:** Esau liked to hunt and was red and hairy! Can you rub your arms and pretend like you're really hairy? (Let kids respond.) Esau's dad, Isaac, liked him the best.
- **Say:** Jacob had smooth skin and he liked to cook. Let's all stir a big pot of yummy sauce like we're cooking dinner! (Respond along with kids.) Jacob's mom, Rebekah, liked Jacob the best. And Jacob was going to be a HUGE part of God's story. (Point to Jacob on the screen—he's the less hairy one.) Jacob would have kids who would have kids...who would have kids...who would have kids...and on and on until, one day, Jesus the Rescuer would be born into Jacob's family!

## JACOB MAKES A WRONG CHOICE

**Main Goal:** Understand that even though Jacob made mistakes, God wanted him to be a part of his rescue plan.

- **Say:** But in today's story, we're going to see that Jacob wasn't very nice to his brother Esau. They were always fighting...and one day, Jacob played a mean trick on Esau!
- **Ask:** Can I see your mean face? (Let kids show their mean face.) Let me hear a mean "arrrrggggh!" (Let kids make a mean sound.) Ooooh, those sound pretty mean! Is it a good choice to be mean, or a bad choice? (Let kids respond.) You're right, that's not a very good choice.
- **Say:** We're going to watch a video about the mean trick Jacob played on Esau. As you watch, see if Jacob still got to be a part of God's story, even though he made a wrong choice.
- **Video: God's Story / Jacob and Esau**
- **Say:** Wow, so Jacob tricked his brother Esau. But even though Jacob made a wrong choice...did God love him anyway? (Let kids say: yes!) Yep, he sure did!

## **GOD LOVES US NO MATTER WHAT**

**Main Goal:** Recognize that God loves us even when we make wrong choices!

- **Ask:** Sometimes, do WE make wrong choices like Jacob did? (Let kids respond: yes.) Yep, we sure do.
- **Say:** None of us are perfect. But guess what? God loves us, even when we make wrong choices! Just like he loved Jacob, even when he was mean to his brother.
- **Say:** God loves us so much, he even sent Jesus to rescue us from all the wrong choices we've made. Are you glad that God made a special rescue plan, so that we can be close to him? (Let kids respond: yes!) Me too.

## **WRAP UP AND WORSHIP**

**Main Goal:** Help kids interact through prayer and worship!

- **Pray:** (Break into small, repeatable phrases.) Dear God. Thank you for loving us, even when we mess up. We love you. Aaaaaa-men!
- **Set up worship:** If God loves us, then we can love him too! Let's show him our love by standing up and singing out loud right now.
- **Music Video: I Just Want to Thank You**
- **Music Video: Free as a Bee**
- **Music Video: Deep and Wide**

*Dismiss kids to small groups. (Be creative as you dismiss them. Ask them to come give you a high five first, or maybe tiptoe or hop--like Hops--to their groups.)*



## connect questions

Tell me about Jacob and Esau.  
Why did Jacob trick his brother?

## lesson supplies

Connect Time			
Item	Usage	Details	Provided by
No supplies needed			

Small Group			
Item	Usage	Details	Provided by
Coloring Page	1 per kid	paper, black and white, Page 11	Site
Markers	1 set per small group, reused	In room	Site
1 set of 4 story images	1 set of 4 images per room, reused	8.5x11 cardstock, color, Pages 10-13	Site
Heart template	1 per kid	8.5x11 cardstock, cut into quarters, black and white, Page 14	Site

Large Group			
Item	Usage	Details	Provided by
Jesus Storybook Bible	1 per room		site



name

---





















1. Song slide: for when kids enter the room (All that You Need instrumental; mp3 only; can be downloaded on website)
2. Video: HOPS Put on your listening ears! (<https://vimeo.com/67408013>)
3. Image: Jacob and Esau
4. Video: God's Story / Jacob and Esau (<https://vimeo.com/45313207>)
5. Music Video: I Just Want to Thank You (<https://vimeo.com/201079936>)
6. Music Video: Free As a Bee (<https://www.youtube.com/watch?v=QUdoccCxMgw>)
7. Music Video: Deep and Wide (<https://vimeo.com/190146379>)