



# Kindergarten-2<sup>nd</sup>

April 29-30, 2017

DATE

The Holy Spirit

LESSON TITLE

Acts 2; Matthew 28:19-20

WHERE TO FIND IT

The Holy Spirit helps follow Jesus.

MAIN POINT

## schedule

**Connect Time (15 minutes):** Five minutes after the service begins, split kids into groups and begin their activity.  
**Large Group (30 minutes):** Begin 20 minutes after the service starts. Model what it looks like to be engaged in large group.  
**Small Group (15 minutes):** Keep kids in small groups until parents arrive. If you all have extra time at the end, you can review the video and songs together.

## tips

As soon as kids walk in the door, welcome them by name. Find a way to connect with them by asking them what they did today, what their favorite movie is, or even who took them to Kids' Club today.

## check-in/out

Ask kids about their "flaming" headband!

## large group heads up

Today, we're talking about when God sent the Holy Spirit to Jesus' disciples. It's called Pentecost. But the best part is, the Holy Spirit will live inside us too. He'll help us, guide us, teach us, even defend us. Before you teach, ask the Holy Spirit to reveal himself to kids this week.



## connect time

**GOAL:** *Connect Time is all about engaging kids in an activity that allows them to connect with each other right away while simultaneously piquing their curiosity for Large Group and preparing their minds for what they're going to hear.*

### WALKING HOSPITAL TAG

- Stay in one large group.
- This is a **walking** game of tag. Anyone who *runs* is automatically tagged.
- The adult leaders are "it".
- Once a kid is tagged, they have to pretend to be injured in the spot/body part they were tagged (Ex: If tagged on the shoulder, they have to continue walking as if they have an injured shoulder. If tagged on the leg, they have to limp, etc.)
- If a kid is tagged a second time, they have to sit.
- When all kids are sitting, the game is over.
- Play normally the first time. Then play again with 5 special "helpers" wearing **heart stickers**. The helpers can go high-five kids who are sitting. The sitting kids are "healed" and back in the game! Stop game play whenever you choose, as there will be no clear "end."

### TALK ABOUT IT

- You had "helpers" in this game that helped you get back in the game. Who helps you in real life?
- What was the best or worst part of your week?

**Before you go to Large Group, you can ask kids how their week went. You can also remind kids of the expectations for Large Group behavior: (1) be kind, (2) listen when somebody speaks, and (3) follow the leader's instructions.**



## instructions

**Goal:** Kids will (1) retell the events of the first time the Holy Spirit came, (2) recognize ways the Holy Spirit helps us and (3) understand how to ask the Holy Spirit for help.

**Why?** Kids are literal, and it can be hard for them to understand how the Holy Spirit lives in them and how he will help guide them.

**Tip:** Be honest about what you don't understand. Encourage kids to ask the Holy Spirit questions and to look in the Bible (It's never too early to do that!)

## small group

### REVIEW THE STORY

1. Who is the Holy Spirit? (God's Spirit sent to help us, guide us, teach us, defend us)
2. Where is the Holy Spirit? (He lives in our hearts when we follow Jesus)
3. How can we ask the Holy Spirit to live inside of us? (Just ask! Give each kid a **heart sticker**. They can put it on their heart or somewhere to remind them that the Holy Spirit will live in their hearts if they ask him to, and help them follow Jesus.)
4. What happened when the Holy Spirit arrived in the room with Jesus' disciples? (Refer to wind and flames.)
5. How did the Holy Spirit help the disciples? (He filled them with love and they went out and told people about Jesus' rescue. He even helped people who spoke a different language to understand!)
6. What can the Holy Spirit can help US with? (Some ideas: making the right choice, even when we don't feel like it; repenting when we mess up; knowing what to say to somebody who is sad; teaching others about Jesus; filling us with love; etc.)

### MAKE IT PERSONAL

- Give each kid a **flame image** and let them color it with **markers**.
  - As they color, **ask:** what is one thing you want to ask the Holy Spirit for help with this week? (Can be how to pray, that they'll be able to finish their chores, to obey their parents, to help them tell somebody about Jesus, to remember they are loved, etc.) If you have time, draw that on the back of the flames as a reminder.
  - Take a moment and listen for Jesus. He might even give you an idea of how to serve someone. (If they don't hear anything, it's OK! This exercise is just to get them used to how to ask the Holy Spirit for help.) Ask kids to share.

(Continued on next page.)

- Use a **gluestick** to put it in the center of a **strip of paper**.
- Use **one piece of tape** to secure it to each kid's head when he/she is finished.
- Tell them: this is a special headband to remind you of Pentecost and how the Holy Spirit is here and will help you. We can ask him anything!

*Extra time? Extra time? Color picture of Holy Spirit (Dove) with flames above heads of people.*

1. *Go over the special job Jesus gave us to do (Matthew 28:18-20, p. 1163)*
2. *What symbols are used to represent the Holy Spirit? A dove, wind, fire.*
3. *How will you tell the story of Pentecost this week? Practice by turning on and off the lights, making whoosh noises, and putting on your flame headbands.*

## special notes

The Holy Spirit can be a tough concept for kids. Do your best to communicate clearly, but know that you can trust him to fill in the gaps necessary for kids to understand truth.

## presenter tips

We're watching the Jesus Storybook Bible video about the Holy Spirit today! It's not available to watch, but you can check out the Bible story beforehand here:

[http://mbcc.us/wp-content/uploads/2014/08/42\\_GodSendsHelp.pdf](http://mbcc.us/wp-content/uploads/2014/08/42_GodSendsHelp.pdf)

## script

### WELCOME AND INTRO

**Main Goal:** Review Connect Time and introduce the lesson.

**Notes:**

**\*Click to play intro music.**

- **Say:** Hi everybody! Welcome to Kids' Club. It's great to see you. That game we just played during Connect Time was so much fun, wasn't it? And I love that we can play games in different ways.
- **Say:** The first way (hold up one finger) was a lot of fun, but everybody got out. During the second game (hold up two fingers), the helpers were able to "heal" a lot of injured people!
- **Say:** Let's take a vote to see what you guys thought. Hold up one finger if you liked the first way best. Hold up two fingers if you liked the second way best. (Let kids respond.) Wow, I see a lot of twos. Can someone who held up two fingers tell me what you liked best about the second way? (Call on 1-2 kids to respond.) Yep, it was nice to get help, wasn't it?
- **Say:** We ALL need help sometimes. I'm going to show you some pictures, and you want me what this person can help us with. Ready? (Show the picture and let kids respond.)
  - **(Image: Teacher)** (Math problem, homework.)
  - **(Image: Doctor)** (Makes you feel better, gives you medicine, etc.)
  - **(Image: Mechanic)** (Fixes your car.)
  - **(Image: Firefighter)** (Rescues you from fire, etc.)

### WHO'S THE HOLY SPIRIT?

**Main Goal:** Help kids understand what the Holy Spirit is, and how it helps us.

- **Ask:** How does it feel when someone helps you—maybe a teacher or doctor or even one of your friends during tag? (Let 2-3 kids respond.) Yeah, it feels good, doesn't it? There are many people we can turn to for different types of problems, but there is only ONE place to turn for EVERY problem: The Holy Spirit!
- **Say:** Raise your hand if you have heard of the Holy Spirit. (Let kids respond.) Who is the Holy Spirit? (Let kids respond.) Yes, the Holy Spirit is sent by God to help us follow Jesus. The Holy Spirit teaches us, leads us, even stands up for us when we mess up.
- **Ask:** Does anybody know where the Holy Spirit is? (Let kids respond.) That's right, he lives inside of us. So he's always with us and will help us. That's kind of hard to understand, so let's play a little game to try to make sense of it. Everybody stand up! (Let kids stand.)
- **(Lead them in physical activity: running in place, jumping jacks, etc. to get their heart rates up. Then continue while they stand:)** Wow, I'm out of breath! My heart is beating. Can you guys feel your heartbeat? You know, the heart is a very important organ; we need it to survive.
- **Say:** And guess what? When we decide to follow Jesus, we can ask the Holy Spirit to live in our hearts. He will help us do things like make good choices, help others, and listen to our parents. He helps us follow Jesus, and show love to others!

### GOD SENDS THE HOLY SPIRIT

**Main Goal:** Introduce the story of Pentecost, when God sent the Holy Spirit to help his followers!

- **Say:** Today we're going to look at when Jesus first sent the Holy Spirit. This was a really exciting day, so we have a special name for it. We call it Pentecost. Can you guys say Pentecost? (Let kids say it.)
- **Say:** Jesus had promised his disciples that the Holy Spirit would come, and they were very excited because they wanted God to help them follow Jesus. They knew they needed his help. In fact, before the Holy Spirit came, they were just huddled in a room together, scared, not knowing how to tell others about Jesus.
- **Say:** Let's watch a video to see what happened on Pentecost, the day the Holy Spirit came to us on earth. As you watch this video, see if you can figure out how the Holy Spirit helped Jesus' friends!

**GOD SENDS THE HOLY SPIRIT (Cont.)**

**Main Goal:** Introduce the story of Pentecost, when God sent the Holy Spirit to help his followers!

- **Video: God Sends Help**
- **Say:** Wow, so how did the Holy Spirit help the disciples? (Let kids respond. Then summarize it for them: He would always be inside of them, close to them, reminding them that they are God's child and Jesus loves them. He filled them with love and they went out and told people about Jesus' rescue. He even helped people who spoke a different language to understand!)
- **Say:** And the best news is, the Holy Spirit will help US too! He lives inside of us, and he's the Spirit of God, which means God and Jesus are always with us, filling us with love, helping us teach others about Jesus, and helping us make choices to follow Jesus.

**JESUS' SPECIAL JOB**

**Main Goal:** Remind kids of the special job Jesus gave us: to show others how to follow him!

- **Say:** And remember the special job Jesus gave us to do, right before he went up to Heaven? Jesus gave this special job to everyone who follows him:
  - **Slide: Matthew 28:19-20 Go and make disciples of all nations, baptizing them in the name of the Father and of the Son and of the Holy Spirit, and teaching them to obey everything I have commanded you. And surely I am with you always, to the very end of the age."**
  - **Say:** The Holy Spirit will help us to act like Jesus, follow Jesus, and obey Jesus...and teach others how to do it too, just like Jesus told us to!
- 
- **Say:** To figure out some of the ways the Holy Spirit can help us, let's play a little game. I'm going to tell you a way I need help. Put your hand on your heart if it's something I can ask the Holy Spirit about. Ready? (They should put their hands on their hearts after each scenario.)
    - I have a friend who doesn't know Jesus, but I'm scared to ask her to come to church with me. I need help.
    - I made a bad choice and lied to my friend so I wouldn't get in trouble. Now I want to repent and turn back to God. I need help.
    - I see somebody who is sad and I want to comfort them. But I don't know what to say. I need help.
    - I feel afraid and I'm having trouble believing God will take care of me. I need help.



**RESPONSE TIME**

**Main Goal:** Give kids a chance to actively respond to what they heard, and listen to what God is telling them.

- **Say:** Wow you guys are good! And you're right, we can ask the Holy Spirit for help with all those things. In fact, he can help us with anything.
- **Say:** The best part is, asking him is EASY. When we believe Jesus rescued us and decide to follow Jesus, we can just say, "Holy Spirit, please live in my heart." We can say it out loud or think it in our mind. And he will!
- **Say:** Now we're going to pray and invite the Holy Spirit to live inside us, if you want to. This is how I ask the Holy Spirit for help. (Pray something like: Jesus, thank you for taking my punishment. I want to follow you and be close to you. Holy Spirit, please come into my heart and help me!)

**WORSHIP**

**Main Goal:** Close the lesson with prayer and worship.

- **Set up worship:** Now we're going to worship God and thank him for sending us his Spirit. Our first song reminds us that we can listen and he will speak to us. The second song reminds us that the Holy Spirit helps us act like Jesus!
- **Music Video: Come With Me**
- **Music Video: You Are**

*Dismiss kids to small groups.*





## connect questions

Tell me about Pentecost.  
How does the Holy Spirit help us?

## lesson supplies





| Connect Time  |                        |   |             |
|---------------|------------------------|---|-------------|
| Item          | Usage                  | Details   | Provided by |
| Heart Sticker | 5 per room per service | Oriental Trading; <a href="#">Funky Heart Roll of Stickers</a> ; IN-12/1885 | KC Central  |

| Small Group                       |                               |   |             |
|-----------------------------------|-------------------------------|---|-------------|
| Item                              | Usage                         | Details   | Provided by |
| Markers                           | 1 set per small group, reused |   | site        |
| Coloring Page - Pentecost         | 1 per kid                     | Page 10, white paper, black & white   | site        |
| Heart Sticker                     | 1 per kid                     | Oriental Trading; <a href="#">Funky Heart Roll of Stickers</a> ; IN-12/1885 | KC Central  |
| Flame image                       | 1 per kid                     | Black and white, 8.5x11 paper, cut into ¼ sheets, Page 11                   | site        |
| Construction Paper Headband Strip | 1 or 2 per kid                | 3x18" each  | KC Central  |
| Glue stick                        | 1 set per group, reused       |   | site        |
| Scotch Tape                       | 1-2 pieces of tape per kid    |   | site        |
| Stapler                           | Several per room              |   | site        |

| Large Group                       |            |         |             |
|-----------------------------------|------------|---------|-------------|
| Item                              | Usage      | Details | Provided by |
| Adventure Bible for Early Readers | 1 per room |         | site        |

name \_\_\_\_\_





# A/V needs

## Kindergarten-2nd



1. Song slide: for when kids enter the room (All that You Need instrumental; mp3 only; can be downloaded on website)
2. Image: Teacher
3. Image: Doctor
4. Image: Mechanic
5. Image: Firefighter
6. Video: God Sends Help (KC/SM media videos songs>videos>jesus storybook bible)
7. Slide: Matthew 28:19-20 Go and make disciples of all nations, baptizing them in the name of the Father and of the Son and of the Holy Spirit, and teaching them to obey everything I have commanded you. And surely I am with you always, to the very end of the age.”
8. Music Video: Come With Me (<https://vimeo.com/49923933>)
9. Music Video: You Are (<https://vimeo.com/154219686>)