

May 20-21, 2017

DATE

Recreation

LESSON TITLE

Revelation 21

WHERE TO FIND IT

One day, God will create a perfect home.

MAIN POINT

schedule

First 10 minutes of the service hour:

Engage kids in cooperative play activities to help them connect to other kids

Next 5 minutes: Connect Time

Next 25 minutes: Large Group

Last 25 minutes: Snack and Small Group

tips

Before going into large group, remind your class what HOPS the Kangaroo says:

- Have Fun
- Obey your leaders
- Put on your listening ears
- Share with others

check-in/out

Remind kids to tell their parents about the "home" they made with play-dough!

large group heads up

Jesus gives us a snapshot of what it will be like when he re-creates the earth. He gives it to us so that we can get excited about the new home his family will live in one day.



connect time

GOAL: *Connect time is all about engaging kids in a short, interactive game to prepare them for Large Group.*

- **Clean up! (10 minutes after the service start time, when you get the 5-minute warning from the presenter)**
- Line up.
- While in line, tell kids we're going to celebrate today!
 - Celebrate by wiggling
 - Celebrate by hopping on one foot
 - Celebrate by twirling around
 - Celebrate by high-fiving a neighbor
 - Celebrate by screaming "I LOVE YOU JESUS"
 - (Then take it down a notch): Celebrate by whispering "I love you Jesus!"
 - Celebrate by putting on your listening ears
 - Celebrate by tiptoeing silently into large group

As you walk into Large Group, encourage kids to put on their listening ears! Remind them that HOPS will be showing us how we should act in Large Group, so we have to listen!



instructions

Goal: To help kids get excited about the perfect home God will one day recreate for us.

Why? While Re-Creation is a tough concept to understand, it is the epitome of God's love. Getting excited about it now will hopefully help kids appreciate God's love as they get older.

Tip: If kids ask questions, be honest about the fact that we really don't know what Re-Creation will be like. Assure them that we do know it will be wonderful.

small group

REVIEW THE STORY

1. What was the picture God showed John? (a picture of the new, perfect world)
2. Who gets to live in the perfect world? (God's whole family!)
3. Let's see if you guys can remember what's special about the new world.
 - a. Hold up the **crown image**. (Jesus will be the perfect king.)
 - b. Hold up the picture **food image**. (We will have plenty to eat.)
 - c. Hold up the **glitter image**. (The city will be beautiful—and sparkle like glitter.)
 - d. Hold up the **sunglasses image**. (It will be like a beautiful day, but we'll never get sunburns.)
 - e. Hold up the **tears image**. (God will wipe away our tears.)
 - f. Put on the **party hat image** and cheer. (We will be joyful!)
4. How does it make you feel to think about the new world? (Excited, happy, joyful, like God really loves his family, etc.)

MAKE IT PERSONAL

- Give each kid a **handful of play dough**.
- Tell kids to use the play-dough to create the perfect home that God will make for them when he re-creates the whole world!
- It will be easiest for this age group to just make a regular "house", but if kids are older and want to try, encourage them to make other things that will be in this perfect world, like the things we saw in today's video!

*Extra time? Give kids a **coloring sheet**.*

special notes

We don't know exactly what the new home Jesus creates will be like—and it's okay to tell the kids that. Just make sure they know it will be really, really exciting.

presenter tips

Here's a link to today's story video:

God's Story / Re-Creation:
<https://vimeo.com/49020582>

script

WELCOME AND INTRO

Main Goal: Review the beginning of God's story and rescue plan.

Notes:

- ***Click to play intro music.**
- **Say:** Hi Friends! Welcome to Kids' Club. I'm _____ and I'm really glad you're here today. Before we get started, I want you to meet my friend HOPS.
- **Video: HOPS Share with others!**
- **Say:** (Holding up the **Bible**.) *This* is God's story. Out of all the stories in the world, this is the most important. Do you know what it's called? (Let kids respond "the Bible".) That's right, the Bible! It's God's Rescue plan. It shows us how He rescued us from all the wrong things in the world.
- **Say:** In the beginning, God made the whole world and everything in it. He created the sun and the moon, the water and the land, the plants and the animals, and people like you and me! Everything was good. Give me a big thumbs up! (Let kids respond. Then change your tone.)
- **Say:** But THEN, something bad happened. Adam and Eve disobeyed God, and all the wrong things came into the world. Things like sadness and death. Show me your sad face. (Let kids respond.)
- **Say:** Even though Adam and Eve disobeyed God, God loved them anyway! He planned a great rescue so that Adam and Eve, and you and me, could be close to God again! Do you know who the Rescuer is? (Let kids say: Jesus!)

THE BEST NEWS

Main Goal: Explain that God showed John a picture of the perfect world he will one day recreate!

- **Say:** Well today, I have a really, REALLY exciting story for you guys. Give me a thumbs up if you want to hear it! (Let kids give a thumbs up.) Alright!
- **Say:** There was a guy in the Bible named John, and he followed Jesus! He loved God very much, and God decided to show a special picture to him. God wanted John to write down the picture, so that *everybody* could see it!
- **Ask:** Do you think we'll get to find out what special things he saw? (Let kids respond.) We sure will. Who's excited to see this picture from God!? (Let kids respond and raise your own hand.) Me too.
- **Say:** Let's watch a video about the picture God showed John. As you watch, see if you can figure out what the picture is!
- **Video: God's Story / Re-Creation**
- **Say:** Wow, God showed John a picture of the new, perfect home he would create for his WHOLE family! It's going to be amazing!

A PERFECT HOME

Main Goal: Describe what it will be like when God re-creates this perfect world and home for us.

- **(Image: crown)** In our new home, we'll have a perfect king—Jesus! Everything will be peaceful and everybody will have a nice place to live. We'll have lots of delicious foods to eat too. Let's all pretend to eat our favorite food, yum! (Let kids respond.) You'll get to eat as much as you want in the new world!
- **(Loop: glitter)** You know what else is cool? It'll be pretty and shiny. Everything in the new city will be made of gold and jewels and sparkle like glitter.
- **(Image: sunglasses.)** It'll be bright like a gorgeous summer day, but no need for sunscreen! And we'll never be sad because Jesus will wipe away all of our tears. Can you pretend to wipe tears away from your cheeks? (Let kids respond.)
- **(Loop: confetti/party)** We'll be so joyful and happy! It's going to be such an amazing place, better than the best party ever! We'll never cry or get sick or get ouchies. In fact, we'll always want to cheer! (*Play the loop multiple times if kids want!*)
- **Say:** Let's stand up and do some cheering to practice how excited we'll feel in that new perfect world. (Motion the kids to stand and cheer together. Have some more fun—do a silly cheer, upside down cheer, etc.)



script continued

WRAP UP AND WORSHIP

Main Goal: Help kids interact through prayer and worship!

Notes:

- **Say:** Great job! Now let's pray together and thank Jesus that he's going to make a perfect world! (Pray, breaking it into small, repeatable phrases.)
- **Pray:** Hi God! Thanks for sending Jesus to rescue us! Thank you that he's coming back! Thank you that our new home will be perfect! Aaaaaaa-MEN.
- **Set up worship:** Let's sing some songs to tell Jesus he's our king and we want to follow him!
- **Music Video: I Just Want to Thank You**
- **Music Video: Be Strong**
- **Music Video: Deep and Wide**

Dismiss kids to small groups. (Be creative as you dismiss them. Ask them to come give you a high five first, or maybe tiptoe or hop--like Hops--to their groups.)



connect questions

Tell me about the picture God showed John.
What's your favorite part of today's story?


lesson supplies


Connect Time		
Item	Usage	Details
No supplies needed		

Small Group			
Item	Usage	Details	Provided by
Coloring Page - Re-Creation	1 per kid	Page 9, white paper, black & white	site
Markers	1 set per group, reused		site
Set of six images (crown, food, glitter, sunglasses, tears, party-hat)	1 set per room, reused	Page 10-15, 8.5x11 cardstock, color	site
Play-dough	1 handful per kid, reused	Discount School Supply, Item BVRD	site

Large Group		
Item	Usage	Details
Jesus Storybook Bible	1 per large group, reused	

name
















A/V needs

Preschool



1. Song slide: for when kids enter the room (All that You Need instrumental; mp3 only; can be downloaded on website)
2. Video: HOPS Share with others (<https://vimeo.com/67408014>)
3. Video: God's Story / Re-Creation (<https://vimeo.com/49020582>)
4. Loop: crown (0:00-0:30; no sound; <https://www.youtube.com/watch?v=YeeqoRSpZ-0>)
5. Loop: glitter (<https://www.youtube.com/watch?v=VXfi5fcdHBI>)
6. Image: Sunglasses
7. Loop: confetti/party (https://www.youtube.com/watch?v=-Lw_smO-CjQ)
8. Music Video: I Just Want to Thank You (<https://vimeo.com/201079936>)
9. Music Video: Be Strong (<https://vimeo.com/144037020>)
10. Music Video: Deep and Wide (<https://vimeo.com/190146379>)