


Preschool



May 6-7 2017

DATE

Paul Meets Jesus

LESSON TITLE

Acts 6-9; Acts 12-28

WHERE TO FIND IT

When Paul met Jesus, he started telling everybody else about Jesus.

MAIN POINT

schedule

First 10 minutes of the service hour:
Engage kids in cooperative play activities to help them connect to other kids

Next 5 minutes: Connect Time

Next 25 minutes: Large Group

Last 25 minutes: Snack and Small Group

tips

Keep playdough confined to one table/area and have a volunteer stationed in that area while it's being used. Kids should only use playdough while seated at a table.

check-in/out

As kids leave, remind them to use their story bags to retell today's story.

large group heads up

Today, we are learning the story of Paul and how he changed when he started following Jesus. Before you go into large group, think about ways people change once they decide to follow Jesus. Get ready to talk to kids about that during small group.



connect time

GOAL: *Connect time is all about engaging kids in a short, interactive game to prepare them for Large Group.*

- **Clean up! (10 minutes after the service start time, when you get the 5-minute warning from the presenter)**
- Line up.
- As kids are lined up, practice “changing”:
 - Squat down as if you’re “short”; stretch up tall
 - Look very sad; cheer with happiness
 - Yell loudly; whisper
 - Turn backwards; switch to forwards
 - Look like you’re mean and angry; look like you’re nice and high five a friend
 - Make up other fun motions or go through the list again.

As you walk into Large Group, encourage kids to put on their listening ears! Remind them that HOPS will be showing us how we should act in Large Group, so we have to listen!



instructions

Goal: Kids will (1) see how Paul was changed when he first met Jesus and (2) understand that Paul shared Jesus with everyone after that!

Why? When kids retell something, it means they've truly understood it. We want kids to understand just how drastically Jesus can change us!

Tip: Repeat the story as many times as possible. The more you practice, the better equipped kids will be to share it at home.

small group

REVIEW THE STORY

1. Who was the mean man in today's story (Saul)
2. Who did Saul like to hurt? (people who followed Jesus)
3. What happened while Saul was traveling? (a bright light came, he fell to the ground)
4. Who spoke to Saul and said, "Saul, why are you fighting me?" (the Lord; Jesus)
5. After that, what did Saul do? (he followed Jesus; was kind)
6. What new name did Saul get? (Paul)
7. What was Paul's new job? (telling other people that Jesus loves them!)

MAKE IT PERSONAL

- Go through each item in the **story bag (brown paper bag)** once. Then help the kids practice retelling Paul's story using the items in their bag:
 - **Angry Paul:** Saul was angry and mean; he hurt people who followed Jesus
 - Let kids color this image with **markers**.
 - **Glow Stick:** One day while traveling, a bright light shone in Saul's eyes (Use the glow stick as a microphone) A booming voice said, "Saul! Why are you fighting me?"
 - **Blindness image (eyes in the dark):** Saul went blind for three days (Have kids hold the image across their eyes.)
 - **Happy Paul (Turn the angry Paul image over):** When God healed Saul, he changed! His name became Paul. He believed Jesus really IS the rescuer. He started telling everyone Jesus loves them!
 - **Heart:** Just like Paul, we can tell people that Jesus loves them too! Turn and tell a friend that Jesus loves them.

(Continued on next page.)

*Extra time? Give kids a **coloring sheet**. After that, practice “following” by leading a crazy parade! Here’s how it works: Walk around the room in a variety of ways--on your heels, on your toes, forward, backward, quickly, slowly, left, right, standing tall, bent over, arms in front, arms behind, hands on head, hands on toes, with a partner, alone in a line, in a curved line, etc.! You can lead or choose kids to be leaders. And to mix things up, add music.*

special notes

Today we're watching a video from the Jesus Storybook Bible. There's no online preview available, but you can read "A New Way To See" on pages 334-341 to see the script and images.

presenter tips

When you tell today's story, don't be afraid to be dramatic (some ideas are included in the script).

script

WELCOME AND INTRO

Main Goal: Review the beginning of God's story and rescue plan.

Notes:

- ***Click to play intro music.**
- **Say:** Hi Friends! Welcome to Kids' Club. I'm _____ and I'm really glad you're here today. Before we get started, I want you to meet my friend HOPS.
- **Video: HOPS Have fun!**
- **Say:** (Holding up the **Bible**.) *This* is God's story. Out of all the stories in the world, this is the most important. Do you know what it's called? (Let kids respond "the Bible".) That's right, the Bible! It's God's Rescue plan. It shows us how He rescued us from all the wrong things in the world.
- **Say:** In the beginning, God made the whole world and everything in it. He created the sun and the moon, the water and the land, the plants and the animals, and people like you and me! Everything was good. Give me a big thumbs up! (Let kids respond. Then change your tone.)
- **Say:** But THEN, something bad happened. Adam and Eve disobeyed God, and all the wrong things came into the world. Things like sadness and death. Show me your sad face. (Let kids respond.)
- **Say:** Even though Adam and Eve disobeyed God, God loved them anyway! He planned a great rescue so that Adam and Eve, and you and me, could be close to God again! Do you know who the Rescuer is? (Let kids say: Jesus!)

SAUL IS MEAN

Main Goal: Describe and how mean and unhappy Saul was before he met Jesus.

- **Say:** Jesus came to earth and rescued us, then came back to life and went back to Heaven! But God sent the Holy Spirit so that we can always be close to Jesus and have help following Him. When we follow Jesus, we start to act like him.
- **Say:** There was one guy though, who didn't act like Jesus at all. He was mean. Let me see your mean face. (Let kids respond.) His name was Saul. Can you say "Saul"? (Let kids say it.)
- **Say:** And you know what? Saul was EXTRA mean to people who follow Jesus, because he didn't believe Jesus was the rescuer. Saul was so mean that Jesus' followers were scared of Saul! Let me see your scared face. (Let kids respond.)

SAUL MEETS JESUS

Main Goal: Understand how Saul became Paul when he met Jesus, and he was completely changed!

- **Say:** We're going to watch a video to see how Saul changed when he met Jesus. Remember, before Saul met Jesus, he was mean and tried to hurt people who followed Jesus. As you watch, see if YOU can figure out how Saul was different AFTER he met Jesus.
- **Video: A New Way to See**
- **Say:** Wow, so Saul was mean and tried to hurt people who followed Jesus. But when he was traveling one day, a light flashed in his eyes!
- **(Loop: Bright light)**
- **Say:** It was SO bright, that Saul shielded his eyes (shield your eyes) and fell to the ground (fall to the ground). The Lord spoke to Saul and said (speak loudly into the microphone): "*Saul, why are you hurting me?*"

SAUL CHANGES TO PAUL

Main Goal:

- **Say:** And after that Saul wasn't mean to others who followed Jesus. Saul was nice! Let me see your smiley, kind face. (Let kids respond.)
- **Say:** He didn't hurt people who followed Jesus...he helped them! In fact, he had a special job to go around telling other people Jesus IS the rescuer! Even his name changed. Instead of Saul, what was he called now? (Let kids say: Paul.)
- **Say:** That's right! Because of Paul, more and more people started following Jesus, which means God's family got bigger and bigger!



script continued

WRAP UP AND WORSHIP

Main Goal: Help kids interact through prayer and worship!

Notes:

- **Say:** Will you guys pray with me and thank Jesus for changing Saul? (Pray, breaking it into smaller, repeatable phrases.)
- **Pray:** Hi God! Thanks for meeting Saul. Thanks for changing him. Thank you that Paul followed you. Help us to follow you too. We love you. In Jesus' name, aaaaa-MEN!
- **Set up worship:** Let's sing some songs to tell Jesus he's our king and we want to follow him!
- **Music Video: Let All That I Am Praise the Lord**
- **Music Video: Jesus Loves Me**
- **Music Video: Whole Wide World**

Dismiss kids to small groups. (Be creative as you dismiss them. Ask them to come give you a high five first, or maybe tiptoe or hop--like Hops--to their groups.)



connect questions

Tell me about Paul.

How did he change when he met Jesus?


lesson supplies

Connect Time		
Item	Usage	Details
No supplies needed		




Small Group			
Item	Usage	Details	Provided by
Coloring Page - Flashlight	1 per kid	Page 9, white paper, black & white	site
Markers	1 set per group, reused		site
Paper Bag	1 per kid	Sam's Club; Brown Paper Bag ; Item #12528; lunch size	KC Central
Angry Paul image/Happy Paul image	1 per kid	Black and white; cardstock; double sided; cut into ¼ sheets, Pages 10-11	site
Glow Stick	1 per kid	CoolGlow.com: 4 Inch Standard Glow Sticks - White OR DollarTree.com (based on quantity needed)	KC Central
Blindness image	1 per kid	Black and White; cardstock, cut into ¼ sheets, page 12	site
Heart	1 per kid	Oriental Trading; Mini Valentine Heart Doilies ; Item #IN-57/6627	KC Central





Large Group		
Item	Usage	Details
Jesus Storybook Bible	1 per large group, reused	

name









A/V needs

Preschool



1. Song slide: for when kids enter the room (All that You Need instrumental; mp3 only; can be downloaded on website)
2. Video: HOPS have fun! (<https://vimeo.com/25767958>)
3. Video: Jesus Storybook Bible / A New Way to See (KC/SM media videos songs>videos>jesus storybook bible)
4. Loop: Bright light (<https://www.youtube.com/watch?v=SZD9Oaqkiic>)
5. Music Video: Let All That I Am Praise the Lord (<https://vimeo.com/201091757>)
6. Music Video: Jesus Loves Me (<https://vimeo.com/44164426>)
7. Music Video: Whole Wide World (<https://vimeo.com/13033365>)