



# Preschool

April 29-30, 2017

DATE

Pentecost

LESSON TITLE

Luke 24, John 20, Acts 1

WHERE TO FIND IT

God sent the Holy Spirit to be our special helper

MAIN POINT

## schedule

**First 10 minutes of the service hour:**  
Engage kids in cooperative play activities to help them connect to other kids

**Next 5 minutes:** Connect Time

**Next 25 minutes:** Large Group

**Last 25 minutes:** Snack and Small Group

## tips

Help kids clean up their stuff. Make it fun. Tell them each to pick up 10 items, or act like they're a robot while picking up, or come up with your own creative idea to engage them in clean up.

## check-in/out

At check-out, try to tell each parent one positive thing about their kid.

## large group heads up

Today, we're learning about the story of Pentecost, when God sent the Holy Spirit to live in us and help us follow Him. Read Acts 2 to prepare to teach it to kids.



## connect time

**GOAL:** *Connect time is all about engaging kids in a short, interactive game to prepare them for Large Group.*

- **Clean up! (10 minutes after the service start time, when you get the 5-minute warning from the presenter)**
- Line up.
- Tell the kids they are going to have to act like wind during large group. Then practice:
  - Say “whooooosh”
  - Have kids make a soft blowing sound
  - Wave arms to make sound of air
  - Whistle
  - Howl
  - Whisper: “shhhhhh”

**As you walk into Large Group, encourage kids to put on their listening ears! Remind them that HOPS will be showing us how we should act in Large Group, so we have to listen!**



## instructions

**Goal:** To review the most important event in today's story: the Holy Spirit's arrival

**Why?** We want kids to be able to have fun retelling this story to their families

**Tip:** If kids seem to be having difficulty blowing their pinwheels, just have them wave the pinwheels around and say "whoooooosh"!

## small group

### REVIEW THE STORY

1. What were Jesus' friends waiting for in a dark room? (the special helper)
2. What sound did they hear? (whoooooosh like the wind)
3. Then what appeared? (flames! The Holy Spirit!)
4. Where did the Holy Spirit go? (it went inside them)
5. After the helper came, what did the disciples do? (they ran out and told people about Jesus' rescue)

### MAKE IT PERSONAL

- **Say:** Remember how the Holy Spirit appeared as tongues of fire and filled everybody who believed in Jesus? We're going to make flames to remind us of how the Holy Spirit came!
  - Give each kid a **flame** and let them color it with **markers**.
  - Use a **gluestick** to put it in the center of a **strip of paper (use two strips if necessary)**.
  - Use a **piece of tape or stapler** to secure the headband in a circle.
  - Lead the kids in a reenactment of the story:
    - Everybody says "whoosh"
    - Then point to your flame headbands and say "the Holy Spirit is here!"
    - Everybody run in place and say "Jesus rescued us!" or, for 3-year-olds, just cheer!

*Extra time? Give kids a **coloring sheet**. Act it out again! Or put on a Kids' Club song and play follow-the-leader while wearing your flame headbands. Stop the music every now and then for the kids to freeze and say, "The Holy Spirit is here!"*

## special notes

In this story, the disciples go from waiting in hiding to overjoyed at the arrival of the Holy Spirit. Reflect those emotions in your presentations!

## presenter tips

We're watching the Jesus Storybook Bible video about the Holy Spirit today! It's not available to watch, but you can check out the Bible story beforehand here:

[http://mbcc.us/wp-content/uploads/2014/08/42\\_GodSendsHelp.pdf](http://mbcc.us/wp-content/uploads/2014/08/42_GodSendsHelp.pdf)

## script

### WELCOME AND INTRO

**Main Goal:** Review the beginning of God's story and rescue plan.

**Notes:**

- **\*Click to play intro music.**
- **Say:** Hi Friends! Welcome to Kids' Club. I'm \_\_\_\_\_ and I'm really glad you're here today. Before we get started, I want you to meet my friend HOPS.
- **Video: HOPS Obey Your Leaders**
- **Say:** (Holding up the **Bible**.) *This* is God's story. Out of all the stories in the world, this is the most important. Do you know what it's called? (Let kids respond "the Bible".) That's right, the Bible! It's God's Rescue plan. It shows us how He rescued us from all the wrong things in the world.
- **Say:** In the beginning, God made the whole world and everything in it. He created the sun and the moon, the water and the land, the plants and the animals, and people like you and me! Everything was good. Give me a big thumbs up! (Let kids respond. Then change your tone.)
- **Say:** But THEN, something bad happened. Adam and Eve disobeyed God, and all the wrong things came into the world. Things like sadness and death. Show me your sad face. (Let kids respond.)
- **Say:** Even though Adam and Eve disobeyed God, God loved them anyway! He planned a great rescue so that Adam and Eve, and you and me, could be close to God again! Do you know who the Rescuer is? (Let kids say: Jesus!)

### GOD SENDS HELP

**Main Goal:** Understand how God helped the disciples by sending the Holy Spirit!

- **Say:** But after Jesus left for Heaven, his friends didn't know what to do. Jesus had told them he would send a special helper to help them follow him.
- **Say:** So they waited for the helper to come. They waited. (Shift) And waited. (Look really bored.) And waited. Suddenly, a sound came from Heaven! It was like a great wind! Can you guys all stand up? We're going to create wind, just like you practiced! (Let kids stand.)
- **(Loop: Wind)** Let's wave our arms like they're waving in the wind (Let kids wave their arms.) Now let's say "whoooooosh!" (Lead kids in a low whooshing noise.) Great job! Go ahead and have a seat.
- **Say:** That wind filled the whole house and THEN the special helper came! It was the Holy Spirit. Can you guys say, "Holy Spirit?" (Let kids say, "Holy Spirit.") And the Holy Spirit filled each (start pointing to kids) and every (keep pointing) single (keep pointing) one of you! (Try to point to as many kids as possible!)

### THE DISCIPLES SPREAD THE GOOD NEWS OF JESUS' RESCUE

**Main Goal:** When the disciples had help from the Holy Spirit, they helped others follow Jesus!

- **Say:** Now we're going to watch a video to learn the story of when the disciples waited for the helper, and Jesus sent the Holy Spirit. As you watch, see if you can figure out what Jesus' friends did after the Holy Spirit came to them and filled their hearts.
- **Video: God Sends Help**
- **Say:** So, after the Holy Spirit came, did you notice what Jesus' friends did? This picture will give us a hint.
- **(Image: Disciples opening windows)** They threw open the windows, ran out and told everybody, "Jesus rescued you!"
- **Say:** See, before Jesus went to Heaven, he gave everybody who followed him a special job. He told us to tell everybody, "Jesus rescued you!" so that everybody could follow Jesus. And the Holy Spirit helps us do that!
- **Ask:** Can we be like the disciples? (Let kids say: Yes!) Yes we can! We can help others follow Jesus. We can say, "Jesus rescued us!" Every yell right now, "Jesus rescued us!" (Let kids say: Jesus rescued us!) Good job!
- **Say:** Will you guys pray with me thank Jesus for sending a helper? (Pray, breaking it into smaller, repeatable phrases.)
- **Pray:** Hi God! Thanks for rescuing us. Thanks for sending the Holy Spirit to help us. We love you. Aaaaaa-MEN!



script continued

**WRAP UP AND WORSHIP**

**Main Goal:** Help kids interact through prayer and worship!

**Notes:**

---

---

---

- **Say:** Let's sing some songs to tell Jesus thank you for rescuing us and sending us a helper!
  - **Music Video: I Just Want to Thank You**
  - **Music Video: Come With Me**
  - **Music Video: Deep and Wide**
- 
-



## connect questions

Tell me about Mary.

How can we show Jesus we love him?

## lesson supplies

| Connect Time       |       |         |
|--------------------|-------|---------|
| Item               | Usage | Details |
| No supplies needed |       |         |





| Small Group                        |                            |   |             |
|------------------------------------|----------------------------|---|-------------|
| Item                               | Usage                      | Details   | Provided by |
| Coloring Page - Perfume            | 1 per kid                  | Page 9, white paper, black & white                        | site        |
| Markers                            | 1 set per group, reused    |   | site        |
| Flame image                        | 1 per kid                  | Black and white, 8.5x11 paper, cut into ¼ sheets, Page 10 | Site        |
| Construction Paper Headband Strips | 1 or 2 per kid             | 3x18" strips  | KC Central  |
| Glue sticks                        | 1 set per group, reused    |   | Site        |
| Scotch Tape                        | 1-2 pieces of tape per kid |   | site        |
| Stapler                            | 1 or 2 per room, reused    |   | site        |

| Large Group           |                           |         |
|-----------------------|---------------------------|---------|
| Item                  | Usage                     | Details |
| Jesus Storybook Bible | 1 per large group, reused |         |



name \_\_\_\_\_





# A/V needs

## Preschool



1. Song slide: for when kids enter the room (All that You Need instrumental; mp3 only; can be downloaded on website)
2. Video: HOPS Obey your leaders! (<https://vimeo.com/67408011>)
3. Loop: Wind (0:00-0:30; [https://www.youtube.com/watch?v=wqPAAwR\\_32M](https://www.youtube.com/watch?v=wqPAAwR_32M)) (covered with this visual: <https://www.youtube.com/watch?v=jeDacGIDueM>)
4. Video: God Sends Help (KC/SM media videos songs>videos>jesus storybook bible)
5. Image: Disciples opening windows
6. Music Video: I Just Want to Thank You (<https://vimeo.com/201079936>)
7. Music Video: Come With Me (<https://vimeo.com/49923933>)
8. Music Video: Deep and Wide (<https://vimeo.com/190146379>)