



Kindergarten-2nd

April 8-9, 2017

DATE

Palm Sunday

LESSON TITLE

Matthew 21:1-17; Luke 19

WHERE TO FIND IT

Jesus is our king.

MAIN POINT

schedule

Connect Time (15 minutes): Five minutes after the service begins, split kids into groups and begin their activity.
Large Group (30 minutes): Begin 20 minutes after the service starts. Model what it looks like to be engaged in large group.
Small Group (15 minutes): Keep kids in small groups until parents arrive. If you all have extra time at the end, you can review the video and songs together.

tips

Before Large Group, be sure to set up expectations: Talk about how we can show respect to each other by listening, being silent when the leader is talking, and having FUN!

check-in/out

As kids leave...tell their parents something good they did today. Did they share a good story, or show kindness to someone who needed it? Be specific!

large group heads up

Palm Sunday is an important part of understanding the full story of Easter. Emphasize the importance of how Jesus was received as a king, because that's what he is!



connect time

GOAL: *Connect Time is all about engaging kids in an activity that allows them to connect with each other right away while simultaneously piquing their curiosity for Large Group and preparing their minds for what they're going to hear.*

MANNEQUIN CHALLENGE

- Break into **2 groups**.
- Tell the groups that this is a contest to see which group can do the best **mannequin challenge**. For kids who don't know, explain that you will give them something to act out. Then they have to **freeze** in that position, and they can't move at all!
- A leader will then walk down the center of each group (while they are still frozen) to determine which group was the most "mannequin" like. The more you can act this up the better. Make a big deal out of studying the kids, walking in and out of them while they are frozen, etc.
- Here's three challenges to have them act out first. (Remember: Line the 2 groups up in 2 lines facing each other, and tell them to act out the following. Leader walks down the center and determines which side did it best.)
 - Challenge 1- "You are dancing as part of a super fun parade in Disney World. Freeze!"
 - Challenge 2- "You are SO hungry! And now you're sitting down at a table and you're about to eat the most delicious food ever! Freeze."
 - Challenge 3- "Think of the one person in the world you would love to meet. You've been waiting in line all night to meet them. Finally the door opens, and out they come. They are within 5 feet of you. Freeze."
- If you have a **younger group of kids**, it may be easier to just keep them in one whole group, and have them all do the Mannequin Challenge together as a team.*

TALK ABOUT IT

- What is something you would wait a long time to see?
- Who is someone you have never met, but would love to meet?

Before you go to Large Group, you can ask kids how their week went. You can also remind kids of the expectations for Large Group behavior: (1) be kind, (2) listen when somebody speaks, and (3) follow the leader's instructions.



instructions

Goal: Kids will (1) understand that the people had been waiting a long time for a king (2) Jesus fulfilled the prophecy of the king and (3) we can praise Jesus as a king too!

Why? Today kids will follow the king by praising him, just like the crowds did when Jesus arrived in town.

Tip: To help kids from getting distracted or bored, have them do the activity WHILE you discuss the questions.

small group

REVIEW THE STORY

1. How did Jesus ride into Jerusalem? (He rode on a donkey!)
2. What did people do for Jesus when he arrived in town? (They laid palm branches and cloaks on the ground for him. They praised/celebrated him!)
3. What did it mean when they did those things? (Celebration, royalty, thanksgiving. They were excited that the long awaited king was here!)
4. What special word did they say as He rode in? (Hosanna!)
5. What does Hosanna mean? ("Save us!" or "Hooray for the king!")
6. How can we praise Jesus, and show him how much we love him?

MAKE IT PERSONAL

- **SAY:** Jesus said "If the people kept quiet, the rocks would cry out." Sounds kind of strange, right? It means that it is REALLY important to celebrate Jesus as our King. Even the rocks want to celebrate him!
- Today we are going to make **pet rocks** to help us remember what Jesus said!
- Give each kid a **smooth flat rock**. Set out **permanent markers** on each table and give a pair of **googly eyes** to each kid.
- Kids can stick the googly eyes on the top of the rock and decorate it. On the bottom, have them write Hosanna (OR write whatever they think their rock would cry out if it saw Jesus! This may be difficult for Kindergarteners, so they might just decorate.)
- As kids make their creations, **discuss:** Is Jesus your king? How can you praise and celebrate Jesus as a king this week? (Suggest: worship with singing, praying, etc.)

EASTER INVITATION

- Give kids an **invitation** to fill out and give a friend, to invite them to Kids' Club for a special Easter service next week! (They can decorate it if there's time.)

Extra time? Play the Mannequin Challenge from Connect Time again, and come up with new “scenarios” for your group to freeze in.

special notes

We'll do one worship song at the beginning, and one at the end. Be sure you know how to pause the music as this is part of the first worship activity!

More Like You Are:

<https://vimeo.com/154219576>

presenter tips

Here's a link to today's video:

God's Story / Palm Sunday:

<https://vimeo.com/59691514>

script

WELCOME AND INTRO

Main Goal: Review Connect Time and introduce the lesson.

Notes:

**Click to play intro music.*

- **Welcome:** Great job on the mannequin challenge! Let's see if you can do it during our first worship song. I'm going to play a song and you guys sing and do the motions. Whenever the music stops, you have to freeze in whatever position the motions are at. Ready to give it a try?
- **Music Video: More Like You Are (While song plays, pause it randomly throughout and have kids freeze/hold their position.)**
- **Say:** Good job everyone! You're really good at freezing! It's kind of hard, though, isn't it? To stay in that pose, and just wait and wait and wait? (Let kids respond.)
- **Ask:** Have you ever had to wait in real life? (Let kids respond.) Yeah, it can be hard. Right now, let's all imagine one thing that we've had to wait a LONG time for, something you really want to happen! (Pause.)
- **Say:** We all know what it's like to wait for something. In fact, there's a baseball team called the The Chicago Cubs, and they waited 100 years to win the World Series, which is a really special thing to win! Their fans were die-hard though, and they never gave up hope that their team would win. And last year, they FINALLY won the World Series! Let's check out their reactions.
- **Video: Chicago Cubs Fan Reactions**

WAITING FOR A KING

Main Goal: Create a picture of the people who had been waiting for a king

Notes:

- **Say:** Woah! 100 years is a long time to wait for something. But guess what? God's people had been waiting for a king for over *500 years!* So they would have been REALLY excited. Plus, they had a few clues about this king, so they knew he was coming!
- **Say:** One clue was that he would be a son of the great Israelite king, David. Another was written by a prophet named Zechariah. Prophets were people who heard from God and shared it with others. He said this:
- **Slide: Zechariah 9:9 Rejoice greatly, Daughter Zion! Shout, Daughter Jerusalem! See, your king comes to you, righteous and victorious, lowly and riding on a donkey, on a colt, the foal of a donkey.**
- **Say:** You see, Jesus was God's son and he had been sent to earth to save us from all the wrong choices we make. But before he did that huge job, Jesus and his followers headed to Jerusalem, a really big and important city. And Jesus rode on a donkey, just like Zechariah said he would!
- **Say:** Let's watch this video and see what happens as they approach the city. Pay attention to how people react!
- **Video: God's Story Palm Sunday**

THE KING HAS COME

Main Goal: Read and discuss the Triumphal entry and what it meant

Notes:

- **(Image: Palm branches)** What did the people do when they saw Jesus? (Let kids respond.) Yep, they spread palm branches on the ground.
- **Say:** Then they SHOUTED. They were praising the king, which means they were telling Jesus they thought he was great. They said, "Hosanna to the Son of David" which is like saying "Hooray for the Rescuer!"
- **Ask:** Can you say, "Hosanna"? (Let kids respond.) Hosanna is a special word that means "Save us!" You see, these people needed a rescuer. They needed someone who would save them from all the wrong things in the world. That's why they said, "Hosanna! Save us!"
- **Say:** Jesus was pretty different than what people expected, though. He wasn't like all the other kings that had come before!
- **Ask:** Why do you think Jesus was different than other kings? (Let kids respond.) Yep, he's God's son. He's more powerful than any king that's ever lived, but, He lowered himself and served us. He took care of people, and healed them of sickness, and put them before himself.

RESPONSE TIME

Main Goal: Give kids a chance to actively respond to what they've heard.

- **(Loop: Confetti)** Because of all that, Jesus deserves praise and celebration, right? (Let kids respond.) Yes! And remember how people laid down palm branches? Well, when they did that, it wasn't just for fun. Palm branches were a symbol of *celebration and royalty*. It was REALLY special to do that for Jesus.
- **Say:** Now after all this celebration and praising, Jesus did something amazing. Something that no other king would ever do. He would rescue us by dying on a cross for all the wrong choices we make. He did that so that we didn't have to.
- **Say:** Why do you think he did that? (Let kids respond.) He did it because he loved us! And all we have to do is believe in him and choose to follow him.
- **Say:** I'm going to say a special prayer right now, and if you want, you can ask Jesus to be your king by praying this prayer with me.
- **Prayer: Dear God, thank you for sending your son Jesus here to rescue me. I believe that he died for me and I want to start following him today. Jesus is my King. Amen!**

PRAYER AND WORSHIP

Main Goal: Close the lesson with prayer and worship.

- **Say:** Now, is that the end of the story? (Let kids respond.) NO WAY! Jesus rose from the dead, and next week we're going to CELEBRATE that! So make sure to invite your friends to Kids' Club next week for Easter, so they can hear all about how Jesus rescued us!
- **Say:** Let's wrap up with one more worship song. Everybody stand up, and let's praise Jesus just like the people in today's story!
- **Music Video: Before I Go**

Dismiss kids to small groups.



connect questions

Tell me about Palm Sunday.
How can we celebrate Jesus as a king?


lesson supplies

Connect Time			
Item	Usage	Details	Provided by
No supplies needed			

Small Group			
Item	Usage	Details	Provided by
Sharpie	3 per small group, reused	Staples or Sam's Club	site
Stone	1 per kid	Home Depot; Mexican Beach Pebbles ; Item #203502533	KC Central
Googly Eyes	2 eyes per kid	Discount School Supply; Colorations Self-Adhesive Wiggly Eyes ; Item #100BA	KC Central
Invitation	1 per kid	Page 10, black and white cardstock, cut into ¼ sheets	site
Coloring Page - Donkey	1 per kid	BW, 8.5x11 paper, Page 9	site


Large Group			
Item	Usage	Details	Provided by
Adventure Bible for Early Readers	1 per room		site

name




CrossroadsKidsClub.net






_____,

would you like to
join me in Kids' Club?




_____,

would you like to
join me in Kids' Club?



_____,

would you like to
join me in Kids' Club?



_____,

would you like to
join me in Kids' Club?



A/V needs

Kindergarten-2nd



1. Song slide: for when kids enter the room (All that You Need instrumental; mp3 only; can be downloaded on website)
2. Music Video: More Like You Are (<https://vimeo.com/154219576>)
3. Video: Chicago Cubs Fan Reactions (0:30-1:12; <https://www.youtube.com/watch?v=VPB0UMVTlj8>)
4. Slide: Zechariah 9:9 Rejoice greatly, Daughter Zion! Shout, Daughter Jerusalem! See, your king comes to you, righteous and victorious, lowly and riding on a donkey, on a colt, the foal of a donkey.
5. Video: God's Story Palm Sunday (<https://vimeo.com/59691514>)
6. Image: Palm Branches
7. Loop: Confetti (<https://www.youtube.com/watch?v=5WM4J5aD5l0>)
8. Song: Before I Go (KC/SM media videos songs>songs>songs with slides)