

# Preschool

crossroads

kids'  
club

March 18-19, 2017

DATE

I Am Journey Week 6: The Early Believers

LESSON TITLE

John 29, Acts 1

WHERE TO FIND IT

We're a part of God's family.

MAIN POINT

## schedule

**First 10 minutes of the service hour:**  
Engage kids in cooperative play activities to help them connect to other kids

**Next 5 minutes:** Connect Time

**Next 25 minutes:** Large Group

**Last 25 minutes:** Snack and Small Group

## tips

Ten minutes before you head into large group, ask kids if they have to use the restroom. It should help eliminate the number of kids who ask to go during the story.

## check-in/out

Ask kids leave, ask what they drew together on a giant piece of paper!

## large group heads up

We're wrapping up the **I AM Journey** this week! We'll be zeroing in on our identity as part of God's family, and how important it is to be part of a team of other believers, just like the Early Church!

## connect time

**GOAL:** *Connect time is all about engaging kids in a short, interactive game to prepare them for Large Group.*

- **Clean up! (10 minutes after the service start time, when you get the 5-minute warning from the presenter)**
- Line up.
- **Say:** Today we're going to see that we are a part of a special team—God's family! That means we get to do things together. So let's practice doing some things together with our friends right now!
  - Give someone a high five
  - Give someone a hug
  - Shake someone's hand
  - Give someone else a high five
  - Give someone else a hug
  - Shake someone else's hand
  - Repeat as much as you want!

**As you walk into Large Group, encourage kids to put on their listening ears! Remind them that HOPS will be showing us how we should act in Large Group, so we have to listen!**



## instructions

**Goal:** Kids will (1) understand how Peter and the early believers worked together to follow Jesus and (2) understand how we're a part of God's family!

**Why?** God created us to be in community with others—it's part of our identity!

**Tip:** Hang up the large piece of paper after you're done, either somewhere in the room, or in the hallway outside. That way, parents can see!

## small group

### REVIEW THE STORY

1. What 12 people were part of Jesus' "team"? (The 12 disciples.)
2. Who did Peter and his friends follow? (Jesus.)
3. Did they do things alone, or together? (Together.)
4. Does God want his family to keep growing? (Yes!)
5. Did God create us to be alone? (No! He created us to have friends and be part of His family.)
6. Who does God want as part of his family? (Everyone!)

### MAKE IT PERSONAL

- Lay out a **large piece of tear-off paper** on each table in the room, and set out **markers** and **glue sticks**. Give each kid a **face image (There's both boy and girl face images.)**
- Tell kids to color and decorate the face so that it looks like themselves! Then help them glue it on the large tear off paper. Tell them we're working together to make a big piece of art, just like Peter and his friends worked together!
- Point out how we are all part of God's family, and we're all in this picture together! If kids want, let them color all over the paper with pictures and decorations. They can draw pictures of their family, their friends, and whoever else they want to be part of God's family!

*Extra time? Give kids a **coloring sheet**. After that, play a game of Simon Says, or turn on some Kids' Club music and have a dance party!*



## special notes

We've got a new worship song today! Check out the video below, and learn the motions ahead of time.

**Let All That I Am Praise the Lord:**

<https://vimeo.com/201091757>

## presenter tips

Here's a link to today's video. Watch it ahead of time to prepare.

**God's Story / Peter and the Other Believers:**

<https://vimeo.com/126928525>

## script

### WELCOME AND INTRO

**Main Goal:** Review the beginning of God's story and rescue plan.

**Notes:**

- **\*Click to play intro music.**
- **Say:** Hi Friends! Welcome to Kids' Club. I'm \_\_\_\_\_ and I'm really glad you're here today. Before we get started, I want you to meet my friend HOPS.
- **Video: HOPS Put your listening ears on!**
- **Say:** (Holding up the **Bible**.) *This* is God's story. Out of all the stories in the world, this is the most important. Do you know what it's called? (Let kids respond "the Bible".) That's right, the Bible! It's God's Rescue plan. It shows us how He rescued us from all the wrong things in the world.
- **Say:** In the beginning, God made the whole world and everything in it. He created the sun and the moon, the water and the land, the plants and the animals, and people like you and me! Everything was good. Give me a big thumbs up! (Let kids respond. Then change your tone.)
- **Say:** But THEN, something bad happened. Adam and Eve disobeyed God, and all the wrong things came into the world. Things like sadness and death. Show me your sad face. (Let kids respond.)
- **Say:** Even though Adam and Eve disobeyed God, God loved them anyway! He planned a great rescue so that Adam and Eve, and you and me, could be close to God again! Do you know who the Rescuer is? (Let kids say: Jesus!)

## JESUS HAD FRIENDS

**Main Goal:** Understand that Jesus had a group of friends, and so did his follower, Peter!

- **(Image: Disciples)** The Bible tells us Jesus surrounded himself with friends who followed him. They were called disciples. Can you say, "Disciples"? (Let kids respond.) There were twelve of them! Let's count to twelve right now. (Let kids respond.)
- **Say:** The twelve disciples traveled with Jesus, ate dinner with him, prayed with him, went to parties with him, and hung out with him all the time. Just like we do with our friends!
- **(Image: Peter)** One of these disciples was Peter, and he was a really close friend of Jesus. Can you say, "Peter"? (Let kids respond.) Good job!
- **Say:** After Jesus rescued us, he went up to heaven. So Peter met some new friends who wanted to follow Jesus with him! They did lots of things together, just like Jesus and his disciples did.
- **Say:** Let's watch a video about Peter and his friends. As you watch, pay attention to what they do together!
- **Video: God's Story / Peter and the Other Believers**

## PETER AND THE OTHER BELIEVERS

**Main Goal:** Understand how Peter and the other believers followed Jesus by working together!

- **Ask:** So did Peter and his friends do things by themselves? (Let kids respond.) Nope. They followed Jesus together.
- **Say:** First, they shared Jesus with other people, even though not everyone loved Jesus! They even told mean people about Jesus. Can you make a mean face? (Let kids respond.)
- **Say:** They told people that Jesus was the Rescuer, even when they got thrown in jail! Oh no! Can you make a sad face? (Let kids respond.) But guess what? They weren't sad, because they were together, and they knew God would take care of them. That was pretty brave, wasn't it? (Let kids respond.) Show me a happy face! (Let kids respond.)
- **Say:** They also healed people. That means that they were able to make sick people feel better, with God's help! Can you give me a big thumbs up? (Let kids respond.)
- **Say:** Peter and the other believers were all part of God's family, and guess what? WE get to be part of God's family, too! Say, "Woohoo!" (Let kids respond.) When we're part of God's family, that means we follow him, and we spend time with him. And we also spend time with EACH OTHER. Are you guys excited to do that? (Let kids respond.)



script continued

## WRAP UP AND WORSHIP

**Main Goal:** Help kids interact through prayer and worship!

- **Say:** Me too! In fact, we all get to be part of his family RIGHT NOW, in Kids' Club! We can sit together, and learn about Jesus together, and worship together too!
- **Say:** Now, we're going to pray to Jesus. That means we talk to him, and he listens! So bow your head, close your eyes, and repeat after me.
- **Pray:** (Break into small, repeatable phrases.) Dear God. We love you. We're so glad we get to be part of your family. We're so glad you gave us friends. Aaa-men!
- **Set up worship:** Let's all do something TOGETHER. Let's worship God with singing and dancing! Here's a new song with some fun motions. Watch the screen and follow along!
- **Music Video: Let All That I Am Praise the Lord**
- **Music Video: Jesus Loves Me**
- **Music Video: Boss of Me**

*Dismiss kids to small groups. (Be creative as you dismiss them. Ask them to come give you a high five first, or maybe tiptoe or hop--like Hops--to their groups.)*



## connect questions

Tell me about Peter.

What does it mean to be part of God's family?

## lesson supplies

### Connect Time

Item	Usage	Details
No supplies needed		

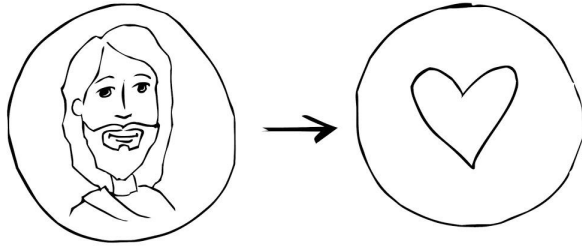
### Small Group

Item	Usage	Details	Provided by
Coloring Page - Peter and the other believers	1 per kid	Page 8, white paper, black & white	site
Markers	1 set per group, reused		site
Glue sticks	1 set per group, reused		site
1 large piece of tear-off paper	1 per small group	Several feet long	site
Face image	1 per kid	BW, 2 images 8.5x11 paper, cut in half, Page 9	site

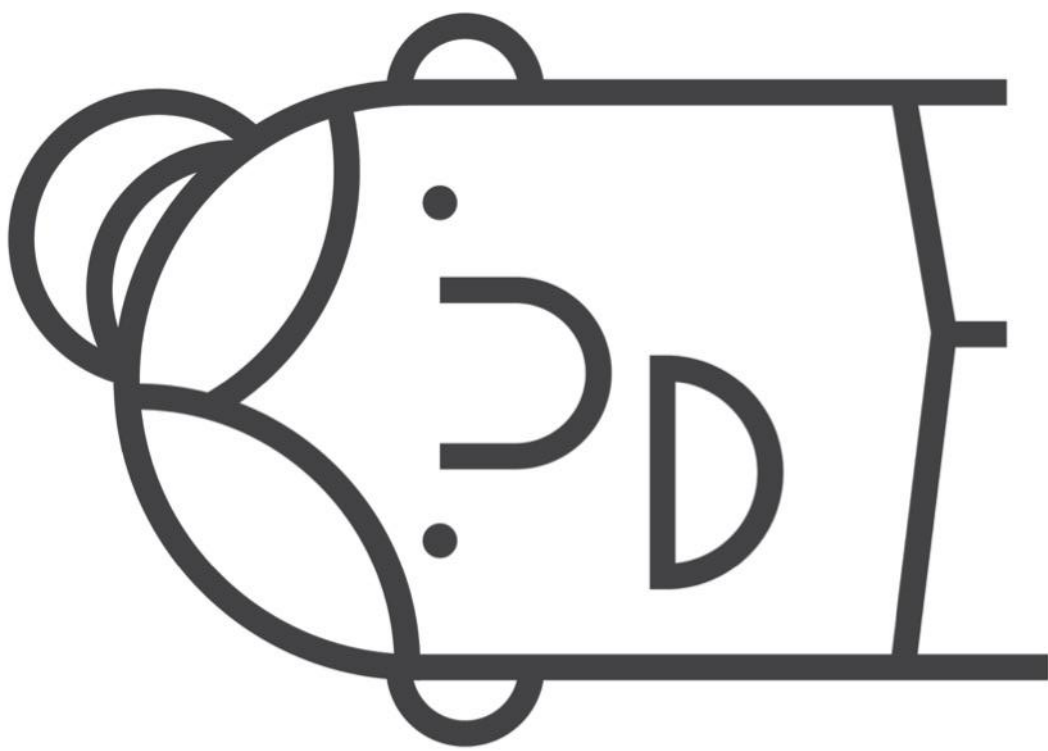
### Large Group

Item	Usage	Details
Jesus Storybook Bible	1 per large group, reused	

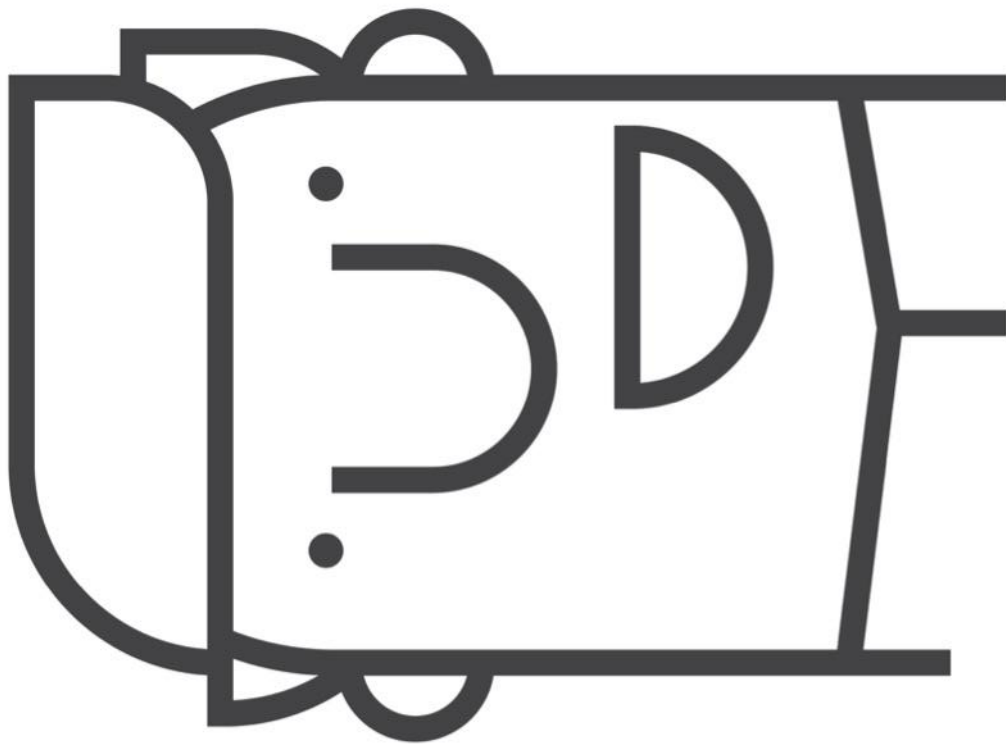
# name







CrossroadsKidsClub.net



CrossroadsKidsClub.net



1. Song slide: for when kids enter the room (All that You Need instrumental; mp3 only; can be downloaded on website)
2. Video: HOPS Put your listening ears on! (<https://vimeo.com/67408013>)
3. Image: Disciples
4. Image: Peter
5. Video: God's Story / Peter and the Other Believers (<https://vimeo.com/126928525>)
6. Music Video: Let All That I Am Praise the Lord (<https://vimeo.com/201091757>)
7. Music Video: Jesus Loves Me (<https://vimeo.com/44164426>)
8. Music Video: Boss of Me (<https://vimeo.com/118151941>)