



3rd - 5th

April 8-9, 2017

DATE

Palm Sunday

LESSON TITLE

Matthew 21:1-17; Luke 19

WHERE TO FIND IT

Jesus is the Promised Rescuer

MAIN POINT

schedule

Connect Time (15 minutes): Five minutes after the service begins, split kids into groups and begin their activity.

Large Group (30 minutes): Begin 20 minutes after the service starts. Model what it looks like to be engaged in large group.

Small Group (15 minutes): Keep kids in small groups until parents arrive. If you all have extra time at the end, you can review the video and songs together.

tips

Before Large Group, be sure to set up expectations: Talk about how we can show respect to each other by listening, being silent when the leader is talking, and having FUN!

check-in/out

As kids leave...tell their parents something good they did today. Did they share a good story, or show kindness to someone who needed it? Be specific!

large group heads up

Palm Sunday is an important part of understanding the full story of Easter. Emphasize the importance of how Jesus was received as a king, because that's what he is!



connect time

GOAL: *Connect Time is all about engaging kids in an activity that allows them to connect with each other right away while simultaneously piquing their curiosity for Large Group and preparing their minds for what they're going to hear.*

MANNEQUIN CHALLENGE

- Break into **2 groups**.
- Tell the groups that this is a contest to see which group can do the best **mannequin challenge**. For kids who don't know, explain that you will give them something to act out. Then they have to **freeze** in that position.
- A leader will then walk down the center of each group (while they are still frozen) to determine which group was the most "mannequin" like. The more you can act this up the better. Make a big deal out of studying the kids, walking in and out of them while they are frozen, etc.
- Here's three challenges to have them act out first. (Remember: Line the 2 groups up in 2 lines facing each other, and tell them to act out the following. Leader walks down the center and determines which side did it best.)
 - Challenge 1- "You are watching a 4th of July parade. Freeze."
 - Challenge 2- "You are at a Reds game, it's the last inning, your team is down by one point, there are 2 outs, your best hitter is up with 2 men on base. It all comes down to this last play. Freeze."
 - Challenge 3- "Think of the one person in the world you would love to meet. You've been waiting in line all night to meet them. Finally the door opens, and out they come. They are within 5 feet of you. Freeze."

TALK ABOUT IT

- What is something you would wait a long time to see?
- Who is someone you have never met, but would love to meet?

Before you go to Large Group, you can ask kids how their week went. You can also remind kids of the expectations for Large Group behavior: (1) be kind, (2) listen when somebody speaks, and (3) follow the leader's instructions.



instructions

Goal: Kids will (1) understand that the people had been waiting a long time for a king (2) Jesus fulfilled the prophecy of the king and (3) the people, especially the children, were praising him!

Why? Today kids will follow the king by praising him, just like the crowds did when Jesus arrived in town.

Tip: To help kids from getting distracted or bored, have them do the activity WHILE you discuss the questions.

small group

REVIEW THE STORY

1. How do we treat famous or important people today?
2. How did people treat Jesus when he arrived in town? (He rode on a donkey, they laid palm branches and cloaks on the ground for him. They praised/celebrated him.)
3. What did it mean when they did those things? (Celebration, royalty, thanksgiving.)
4. What did they say as He rode in? (Hosanna, blessed is he who comes in the name of the Lord.)
5. What does Hosanna mean? ("Save us")
6. What "things" did Jesus say would "cry out" if the people kept quiet? (The rocks.)
7. How was Jesus a different king than all the regular kings the world had seen?

MAKE IT PERSONAL

- **SAY:** Jesus said "If the people kept quiet, the rocks would cry out." Usually on Palm Sunday we make a palm craft, but today we are going to make **pet rocks** to help us remember what Jesus said!
- Give each kid a **smooth rock**. Set out **permanent markers** on each table and give a pair of **googly eyes** to each kid.
- Kids can stick the googly eyes on the top of the rock and decorate it. But on the bottom, have them write Hosanna (OR write whatever they think their rock would cry out if it saw Jesus!)
- As kids make their creations, **discuss:** Is Jesus your king? How do you treat him like a king? How can you praise and celebrate Jesus as a king this week?

EASTER INVITATION

- Give kids an **invitation** to fill out and give a friend, to invite them to Kids' Club for a special Easter service next week! (They can decorate it if there's time.)

Extra time? Play the Mannequin Challenge from Connect Time again, and come up with new “scenarios” for your group to freeze in.

special notes

We'll do one worship song at the beginning, and one at the end. Be sure you know how to pause the music as this is part of the first worship activity!

Trust in the Lord:

<https://vimeo.com/153815987>

Alive:

<https://www.youtube.com/watch?v=qEvEVALlJNQ>

presenter tips

Here's a link to today's video:

God's Story / Palm Sunday:

<https://vimeo.com/59691514>

script

WELCOME AND WORSHIP

Main Goal: Worship and Review Connect Time.

Notes:

**Click to play intro music.*

- **Welcome:** Great job on the mannequin challenge! Let's see if you can do it during our first worship song. I'm going to play a song and you guys sing and do the motions. Whenever the music stops, you have to freeze in whatever position the motions are at. Ready to give it a try?
- **Music Video: Trust in the Lord (While song plays, pause it randomly throughout and have kids freeze/hold their position.)**
- **Say:** So now that we've practiced freezing and waiting, let's talk about someone or something you would be willing to wait a long time for. Give me some examples. (Let several kids respond.) Awesome, thanks!
- **Say:** Everyone stand up. Now each of you pretend that in the next 5 seconds whatever you hoped for *is about to happen*. How would you look? Freeze like that right now! (Let kids respond.) Okay, you can sit back down.
- **Say:** We all know what it's like to wait for something. But here's an example of some people that did A LOT of waiting: The Chicago Cubs! They are a baseball team that hadn't won the World Series in over 100 years. Their fans were die-hard though, and they never gave up hope that their team would win. In 2016 they finally won the World Series! Let's check out their reactions.

WAITING FOR A KING

Main Goal: Create a picture of the people who had been waiting for a king

Notes:

- **Video: Chicago Cubs Fan Reactions**
- **Say:** Woah! 100 years is a long time to wait for something. But guess what? God's people had been waiting for a king for over *500 years!* So they would have been pretty excited. Plus, they had a few clues about this king, which would make them even more excited!
- **Say:** One was that he would be a son of the great Israelite king, David. Another was written by a prophet named Zechariah. Prophets were people who heard from God and shared it with others. He said this:
- **Slide: Zechariah 9:9 Rejoice greatly, Daughter Zion! Shout, Daughter Jerusalem! See, your king comes to you, righteous and victorious, lowly and riding on a donkey, on a colt, the foal of a donkey.**
- **Say:** You see, Jesus was God's son and he had been sent to earth to save us from all the wrong choices we make. But before he did that huge job, Jesus and his followers headed to Jerusalem, a really big and important city.
- **Say:** Let's watch this video and see what happens as they approach the city. Pay attention to how people react!
- **Video: God's Story Palm Sunday**

THE KING HAS COME

Main Goal: Read and discuss the Triumphal entry and what it meant

Notes:

- **Ask:** What did the people do when they saw Jesus? (Let kids respond.) Yep, they spread palm branches and cloaks and shouted. Let's read and find out more. (Invite a kid to read the verse.)
- **Slide: Matthew 21:8-10 A very large crowd spread their cloaks on the road, while others cut branches from the trees and spread them on the road. The crowds that went ahead of him and those that followed shouted, "Hosanna to the son of David! Blessed is he who comes in the name of the Lord! Hosanna in the highest!" When Jesus entered Jerusalem, the whole city was stirred and asked, "Who is this?"**
- **Say:** Hosanna was a word that meant "Save us!" What do you think the people wanted to be saved from? (Let kids respond.) Yeah, maybe from their suffering, or all the wrong things in their lives. A lot of people were waiting for a king who would defeat all their enemies and free them from the powerful Romans. So what do you think when they saw their long-awaited king riding on a donkey? (Let kids speculate.) Good answers!

ACT IT OUT

Main Goal:

Kids will re-enact the temple scene after the triumphal entry. We want kids to hear how kids back then identified and praised Jesus and how they can too.

Notes:

- **Say:** Jesus was pretty different than what people expected. One example is when He first got into the city, and he went to the temple, which is kind of like a church, but bigger. He was *really* mad when he got there, because people were selling stuff in a special place that was meant for God. People sure didn't expect that!
- **Say:** Let's try to recreate this scene with another mannequin challenge. Ready?
- **Say:** You're in **Group 1** if your birthday is in January through April. Stand up. You're going to be the money changers and sellers. Matthew 21:12 says "Jesus entered the temple area and drove out all who were buying and selling there. He overturned tables of the money changers and the benches of those selling doves." So you guys strike a pose as if this has just happened to you. **Freeze!**
- **Say:** You're in **Group 2** if your birthday is May through August. Stand up. You're going to be the teachers of the law. I need you to stand with your hands on your hips and look really mad and annoyed. **Freeze!**
- **Say:** **Group 3** will be birthdays in September through December. You're going to be the children. Let's read what they were doing. Matthew 21:15-16 says: "But when the chief priests and the teachers of the law saw the wonderful things he did and the children shouting in the temple area, "Hosanna to the Son of David," they were angry. "Do you hear what these children are saying?" they asked him. "Yes," replied Jesus, "have you never read, "From the lips of children and infants you have spread praise." So group 3, I want you to skip or quickly walk among our frozen teachers, priests, and money changers, while yelling, "Hosanna!" (**After a minute or 2 have everyone sit down.**)

KIDS SHOUTED HIS PRAISES

Main Goal: Kids will know where to read this story in the Bible.

- **Say:** You see, kids were the ones who continued to realize that Jesus was the rescuer and praised him! They celebrated him, even though Jesus was different than everyone else expected.
- **Ask:** Why do you think Jesus was different than other kings? (Let kids respond.) Yep, he's God's son. He's more powerful than any king that's ever lived, but, He lowered himself and served us. He took care of people, and healed them of sickness, and put them before himself.

RESPONSE TIME

Main Goal: Give kids a chance to actively respond to what they've heard.

- **Say:** Because of all that, Jesus deserves praise and celebration, right? (Let kids respond.) Well, when He first arrived, he was celebrated in some very unique ways!
- **Say:** On Palm Sunday, when Jesus first arrived, the people didn't just wave palm branches and lay them on the ground for fun. Palm branches were a symbol of *celebration and royalty*. It was really special.
- **Say:** Sadly though, within a week, the people would turn against him. Instead of giving him a throne he would get a cross. Instead of a crown of gold, a crown of thorns. He would rescue us by dying the death we deserved and taking the punishment for our sins. The king would die for his people so that they could be saved. I can't think of any other king that would do that. Only Jesus.
- **Say:** He didn't just die for people back then. He died for us too. He did it because he loved us. All we have to do is believe in him and choose to follow him. If you never knew that you had a rescuer until now, someone who loved you so much they died for you, you can choose to follow him today.

PRAYER AND WORSHIP

Main Goal: Close the lesson with prayer and worship.

- **Say:** I'm going to say a special prayer right now, and if you want, you can ask Jesus to be your king by praying this prayer with me.
- **Prayer: Dear God, thank you for sending your son Jesus here to rescue me. I believe that he died for me and I want to start following him today. Jesus is my Lord and King. Amen!**
- **Say:** Now, is that the end of the story? Does Jesus stay dead? (Let kids respond.) NO WAY! Jesus rose from the dead, and next week we're going to CELEBRATE that! So make sure to invite your friends to Kids' Club next week for Easter!
- **Say:** Let's wrap up with one more worship song. Remember, the kids in today's story were the ones who worshipped him and knew who he was!
- **Music Video: Alive (This video doesn't have motions, so encourage kids to clap or come up with their own moves!)**

Dismiss kids to small groups.

LESSON needs

3rd-5th

April 8-9, 2017



connect questions

Tell me about Palm Sunday.


How can we celebrate Jesus as a king?

lesson supplies

Connect Time			
Item	Usage	Details	Provided by
No supplies needed.			


Small Group			
Item	Usage	Details	Provided by
Markers	1 set per small group, reused		site
Stone	1 per kid	Home Depot; Mexican Beach Pebbles ; Item #203502533	KC Central
Googly Eyes	1 set of 2 eyes per kid	Discount School Supply; Colorations Self-Adhesive Wiggly Eyes ; Item #100BA	KC Central
Invitation	1 per kid	Page 10, black and white cardstock, cut into ¼ sheets	site
Sharpies	3 per group, reused	Staples or Sam's Club	site

Large Group			
Item	Usage	Details	Provided by
Adventure Bible	1 per room		site




_____ ,

would you like to
join me in Kids' Club?




_____ ,

would you like to
join me in Kids' Club?



_____ ,

would you like to
join me in Kids' Club?



_____ ,

would you like to
join me in Kids' Club?



A/V needs

3rd-5th



1. Song slide: for when kids enter the room (All that You Need instrumental; mp3 only; can be downloaded on website)
2. Music Video: Trust in the Lord (<https://vimeo.com/153815987>)
3. Video: Chicago Cubs Fan Reactions (0:30-1:12; <https://www.youtube.com/watch?v=VPB0UMVTlj8>)
4. Slide: Zechariah 9:9 Rejoice greatly, Daughter Zion! Shout, Daughter Jerusalem! See, your king comes to you, righteous and victorious, lowly and riding on a donkey, on a colt, the foal of a donkey.
5. Video: God's Story Palm Sunday (<https://vimeo.com/59691514>)
6. Slide: Matthew 21:8-10 A very large crowd spread their cloaks on the road, while others cut branches from the trees and spread them on the road. The crowds that went ahead of him and those that followed shouted, "Hosanna to the son of David! Blessed is he who comes in the name of the Lord! Hosanna in the highest!" When Jesus entered Jerusalem, the whole city was stirred and asked, "Who is this?"
7. Music Video: Alive (<https://www.youtube.com/watch?v=qEvEVALljNQ>)