



# Kindergarten-2<sup>nd</sup>

March 11-12, 2017

DATE

I Am Journey Week 5: Joseph

LESSON TITLE

Genesis 27-48; Psalm 139:13-14

WHERE TO FIND IT

We can follow God.

MAIN POINT

## schedule

**Connect Time (15 minutes):** Five minutes after the service begins, split kids into groups and begin their activity.

**Large Group (30 minutes):** Begin 20 minutes after the service starts. Model what it looks like to be engaged in large group.

**Small Group (15 minutes):** Keep kids in small groups until parents arrive. If you all have extra time at the end, you can review the video and songs together.

## tips

Looking for an easy win? Pull out a board game, or Legos, and invite a new kid to play with you! It will help relieve the awkwardness of them trying to find something to do, and will give you an opportunity to get to know them better.

## check-in/out

As kids leave, remind them to retell Joseph's story with their new story cards at home!

## large group heads up

Week 5 of the **I AM Journey** is about the story of Joseph. It's quite a rollercoaster! But God used everything in Joseph's life for good. Joseph's story shows us how trustworthy God is, that he has a bigger plan in mind, and that we can follow him no matter what happens!



## connect time

**GOAL:** *Connect Time is all about engaging kids in an activity that allows them to connect with each other right away while simultaneously piquing their curiosity for Large Group and preparing their minds for what they're going to hear.*

### I SEE!

- Keep kids in a large group (You can also do this in small groups, if that works better for your class.)
- The leader begins by saying “I see!” The class responds, “What do you see?”
- The leader then describes something, such as “I see bubbles floating in the air.” The students then have to act out and pretend to be “bubbles floating through the air” until you again say “I see.” All the students stop again and respond, “What do you see?”
- Continue coming up with new ideas for kids to act out. Here’s some ideas to get started:
  - “I see...”
    - Someone mowing the lawn
    - Snakes slithering on the ground
    - People jumping on a trampoline
    - Someone sleeping
    - Someone being chased by a bear
    - Someone riding a bike
    - An elephant spraying water out of it’s trunk
    - An artist painting a picture
- Try calling out movements that move from very slow to very active and back to the slow again, etc. (Ending the activity with some slower movements will help kids calm down and unwind.)

### TALK ABOUT IT

- What was your favorite thing to act out?
- What does it mean to follow someone?

**Before you go to Large Group, you can ask kids how their week went. You can also remind kids of the expectations for Large Group behavior: (1) be kind, (2) listen when somebody speaks, and (3) follow the leader’s instructions.**



## instructions

**Goal:** Kids will (1) understand why Joseph was able to follow God throughout his life, even when bad things happened, (2) recognize that following God is part of our real identity and (3) identify a specific step they can take this week to follow Jesus.

**Why?** Actions are a natural result of beliefs! So when we believe that our identity comes from God, that means we can follow God with our actions!

**Tip:** Encourage kids to come up with a specific example of following God in today's activity. Something tangible that they can do this week!

## small group

### REVIEW THE STORY

1. Ask kids to share their favorite part of today's story—or one part that surprised them.
2. How do you think Joseph felt when all those bad things were happening to him?
3. If you were Joseph, would you have kept following God during the bad times? Why or why not?
4. What is a bad thing that's happened to you? How about a great thing?
5. Do you think God can help you through bad/hard things?
6. How can YOU follow Jesus this week? *(Give examples if kids need help: Be kind to your brother/sister, share with others, invite someone to Kids' Club, talk to someone who needs a friend, talk to Jesus and tell him about your day, read the Bible, etc. You can also bring up baptism if it feel age-appropriate, and explain that this is how we publicly declare that we want to follow Jesus, and that lots of people are getting baptized this weekend!)*

### MAKE IT PERSONAL

- **Say:** Joseph followed God through good days, AND bad days. He knew that God loved him, and would take care of him no matter what!
- Tell kids that they'll each get their own **set of story cards**, with a different part of Joseph's story on each card.
- Hand each kid **1 of each story card** (There are 8 cards total, detailed on the next page.)
- Once kids have all their cards, ask them to shuffle them up, and then try to lay them in order on the table or ground in front of them.
- If kids need help, hold up the **enlarged story cards** one at a time, and have them find the card that matches it.

(Continued on next page.)

- Here are the 8 story cards:
  1. *Joseph was his dad's favorite, and he got a special coat!*
  2. *Joseph's brother throw him in a pit and then sold him into slavery.*
  3. *Joseph was put in charge of the other servants.*
  4. *Joseph was thrown in jail for something he didn't do.*
  5. *Joseph was put in charge of other prisoners and helped people understand their dreams.*
  6. *Joseph helped Pharaoh understand his special dream.*
  7. *The Pharaoh put Joseph in charge of Egypt's food.*
  8. *Joseph helped rescue God's family, and his brothers!*
- Before kids leave, give them each a **plastic baggie** to put their cards in, so they can retell the story with their family at home!

*Extra time? Go around the circle and one sentence (and kid) at a time, make up a funny story about a bad day that gets worse and worse...then turns and gets better! Go back and forth between good and bad things happening in the story.*

## special notes

Today's lesson ends with an opportunity to lay out the Gospel to kids, and give them time to respond to the fact that Jesus died to rescue us. Make sure to leave time for the response activity!

## presenter tips

Here's a link to today's Kids' Club videos:

God's Story: Joseph

<https://vimeo.com/66760375>

## script

### WELCOME AND INTRO

**Main Goal:** Review Connect Time and introduce the lesson.

**Notes:**

*\*Click to play intro music.*

- **Welcome:** Hey everybody, welcome to Kids' Club! It's great to see you here today. Before we get started, we're going to take a minute and talk to God.
- **Pray:** God, thanks for bringing us to Kids' Club today. We want you to show us how much you love us, and how we can follow you. Amen!
- **Say:** Alright, let's kick things off with some worship! Everybody stand up, and let's sing and dance with as much energy as we can!
- **Music Video: Be Strong Take Courage**
- **Ask:** Great job! You can sit back down. How did you all like the game from Connect Time? Did you have fun acting out what the leader told you? (Let kids respond.) Yeah, it's always fun to pretend to do crazy stuff!
- **Ask:** Were you allowed to do what you wanted? Or did you have to follow what the leader said? (Let kids respond.) Yep, you had to follow the leader, and following someone means we do what they do. Let's do some following right now!
- **Say:** You can stay seated for this. I'm going to do something, and you have to watch and follow exactly what I do. Got it? (Proceed to do the following actions without saying them out loud: stretch your arms up/out, stretch out your legs and touch your toes, roll your head around, etc.)

**WE ALL HAVE BAD DAYS**

**Main Goal:** Describe what it's like to go through hard things!

- **Say:** Okay, you can sit back down. Sometimes it's fun to follow, but sometimes it can be hard to follow too. Sometimes we don't feel like it, or maybe we're having a really bad day.
- **Ask:** Has anybody here ever had a bad day? (Let kids respond.) Yeah, it's no fun, is it? Sometimes we feel sad, or maybe something happens to make us mad. We all have bad days sometimes.
- **Say:** You know, animals can have bad days too. Let's watch a quick video of a cat who's not having a very good day...
- **Video: Cat Jump Fail (30 seconds)**
- **Ask:** Yikes! That was pretty funny, but I would not want to be that cat!
- **Say:** Today we'll hear about someone else who had some bad days....his name was Joseph. Everybody say, "Joseph!" (Let kids respond.) Good job.

**INTRO: JOSEPH**

**Main Goal:** Introduce Joseph, and give an overview of how he followed God in the midst of really hard times.

- **Say:** Joseph's life seemed to be going really great at first: he was his dad's favorite son, he got special gifts, and life was AWESOME. Give a big high five to someone and say, 'Life was awesome!' (Let kids respond.) But then, some really *not-great* things were about to happen. It was NOT so awesome.
- **Say:** We're going to watch a video about Joseph, and see how God turned his bad days into good ones. As you watch, try to figure out if Joseph is able to follow God, even though he goes through lots of hard things.
- **Video: God's Story / Joseph**
- **Ask:** So, even though Joseph had a lot of bad days, did he still follow God? (Let kids respond.) Yes! Even though all those bad things happened to him, he trusted God. He knew that God loved him, and would be with him no matter what.

**JOSEPH'S GOOD DAYS**

**Main Goal:** Describe Joseph's life when things were going "good"!

- **(Image: Joseph's good days)** Let's go over some of the amazing things that happened. First, what *good* things happened in Joseph's life? (Let kids respond, then summarize with the following.)
- **Say:** Yeah, he was his dad's favorite, Potiphar put Joseph in charge of his whole house, the guard put Joseph in charge of the other prisoners, God helped Joseph understand what dreams meant, Pharaoh put Joseph in charge of Egypt, and God used Joseph to save his special family!

**JOSEPH'S BAD DAYS**

**Main Goal:** Describe Joseph's life when things were going "bad"!

- **(Image: Joseph's bad days)** Now what happened that might have been *hard* for Joseph? (Let kids respond, then summarize with the following.)
- **Say:** Yep, his brothers hated him because they were jealous, and they sold him as a slave. Somebody lied about him and he was sent to jail for something he didn't do. Then he had to stay in jail for years. Joseph's life would seem GREAT one minute (use an upbeat tone)...then it would be not so great the next. (Switch your tone.)

**GOD HAD A BIGGER PLAN**

**Main Goal:** Understand that God had a rescue plan in mind, and he wanted Joseph to be a part of it.

- **Ask:** Even though a lot of bad things happened to Joseph, do you think God was able to turn them into good things? (Let kids respond.)
- **(Image: Joseph and God's family)** Yep, God used Joseph to save his family! And Joseph ended up being one of the most powerful people in all of Egypt, even though he was sold as a slave and thrown into jail!
- **Say:** You see, Joseph knew that God had a bigger plan. That's why he trusted and followed God no matter what happened. Because even though it may have seemed like everything was going wrong, God was behind the scenes the whole time, planning for his family to be rescued! Everybody give someone a big high five! (Let kids respond.)

**OUR PURPOSE IS TO FOLLOW GOD**

**Main Goal:** Understand that God made Joseph so that he could follow him and help rescue his family, and that God made US to follow him too!

- **Say:** Joseph knew that God created him and loved him, and wanted the best for him. And it's the same with us. We can trust and follow God because he loves us and wants the best for us. He created us each with a special purpose in mind, and part of that purpose is to follow him!
- **Say:** Let's read our verse for this month; it talks all about the special way God made us.
- **Slide: Psalm 139:13-14** **You created the deepest parts of my being. You put me together inside my mother's body. How you made me is amazing and wonderful. I praise you for that. What you have done is wonderful. I know that very well.**
- **Ask:** So do you think God has a special purpose for you? (Let kids respond.) YES! Do you think he wants you to follow him? (Let kids respond.) YES! And when we follow God, that means we do what he does, just like you all followed the leader in Connect Time. Let's all say, "I can follow God." (Let kids repeat after you.) Good job!

## RESPONSE TIME

**Main Goal:** Give kids a chance to actively respond to what they've heard today.

- **Say:** There's a really, REALLY important way that we can follow God. Does anybody want to guess what it is? (Let kids speculate. They may not know the answer at first.)
- **(Image: Jesus)** I'll give you a hint. Does anybody know who this is? (Let kids respond.) Yep, it's Jesus! He's God's son, and he came to the world to rescue us from all the wrong things that happen. He died on the cross for us, even though he didn't deserve it.
- **Say:** He did it to rescue us, so that we don't have to be punished for all our wrong choices. Pretty amazing, huh?! When we believe that Jesus rescued us from all the wrong things in the world, we're following God!

## WORSHIP AND PRAYER

**Main Goal:** Close in prayer and celebrate God through singing and dancing!

- **Say:** Right now, let's pray to Jesus and thank him for coming to the world to rescue us. Let's ask him to help us follow him.
- **Pray:** Jesus, thank you for rescuing us. Thank you for helping Joseph through his good and bad days, and please help US get through our good and bad days too. Amen!
- **Say:** I am so excited that we get to follow Jesus, and that he has a purpose and a plan for each one of us, just like he did for Joseph. So let's celebrate God for that and sing one more worship song to him!
- **Music Video: Who I Am**

*\*Send kids to small groups.*





### connect questions

Tell me about Joseph.

How can we follow Jesus?


### lesson supplies


Connect Time			
Item	Usage	Details	Provided by
No Supplies Needed			

Small Group			
Item	Usage	Details	Provided by
Coloring Page - Joseph	1 per kid	Page 10, white paper, black & white	site
Markers	1 set per small group, reused		site
Set of 8 story cards	1 set per kid	Color, 8.5x11 cardstock cut into fourths, double sided, pages 11-14	site
Set of enlarged story cards	1 set per small group, reused	Color, 8.5x11 cardstock, double sided, Pages 15-30	site
1 plastic baggie	1 per kid	<a href="#">Ziploc Easy Open Tabs Sandwich Bags (500ct.)</a> ; Sam's Club; Item #472200	KC Central

Large Group			
Item	Usage	Details	Provided by
Adventure Bible for Younger/Early Readers	1 per room		site

name



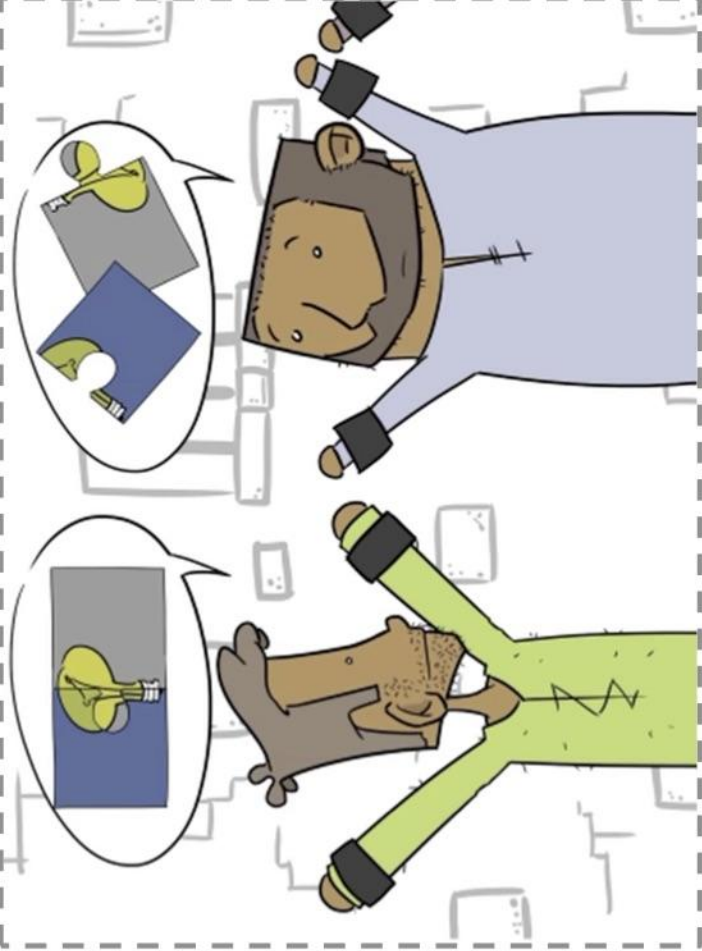

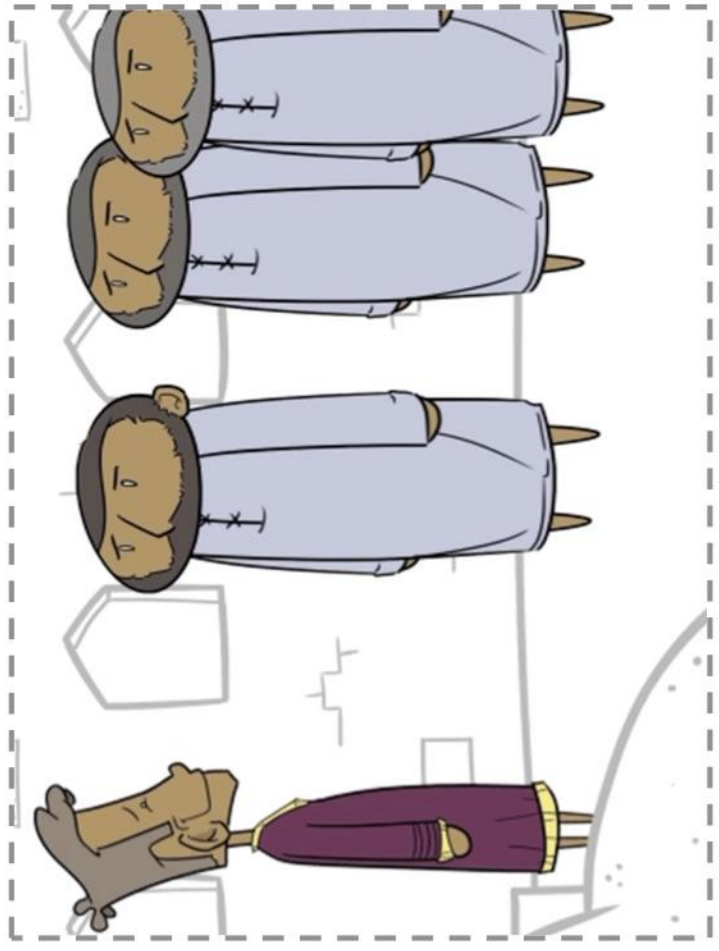


1) Joseph was his dad's favorite, and he got a special coat!

2) Joseph's brothers threw him in a pit and then sold him into slavery.

3) Joseph was put in charge of the other servants.

4) Joseph was thrown in jail for something he didn't do.




5) Joseph was put in charge of other prisoners and helped people understand their dreams.

6) Joseph helped Pharaoh understand his special dream.


7) The Pharaoh put Joseph in charge of Egypt's food.

8) Joseph helped rescue God's family, and his brothers!

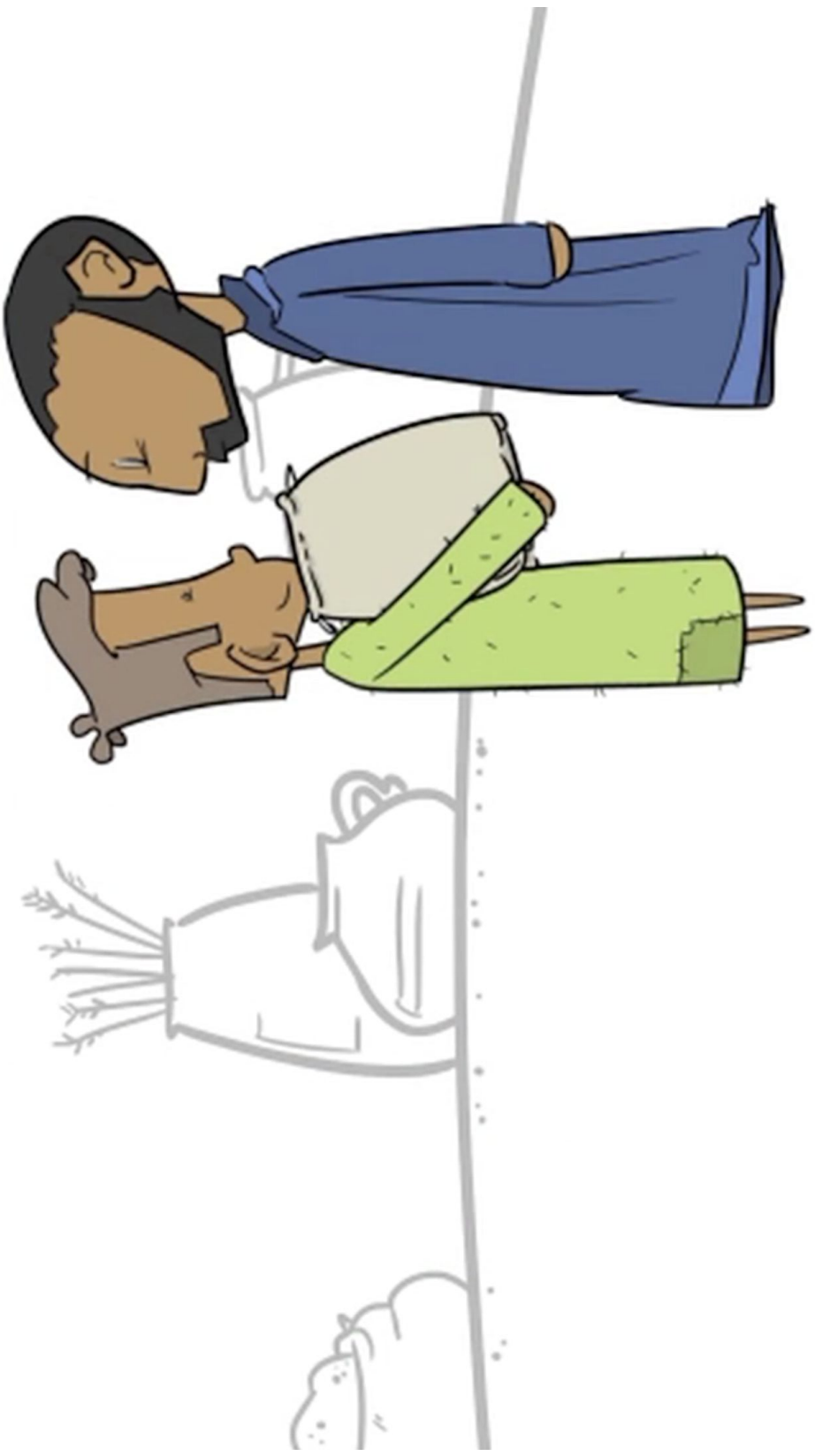


1. *Joseph was his dad's favorite, and he got a special coat!*






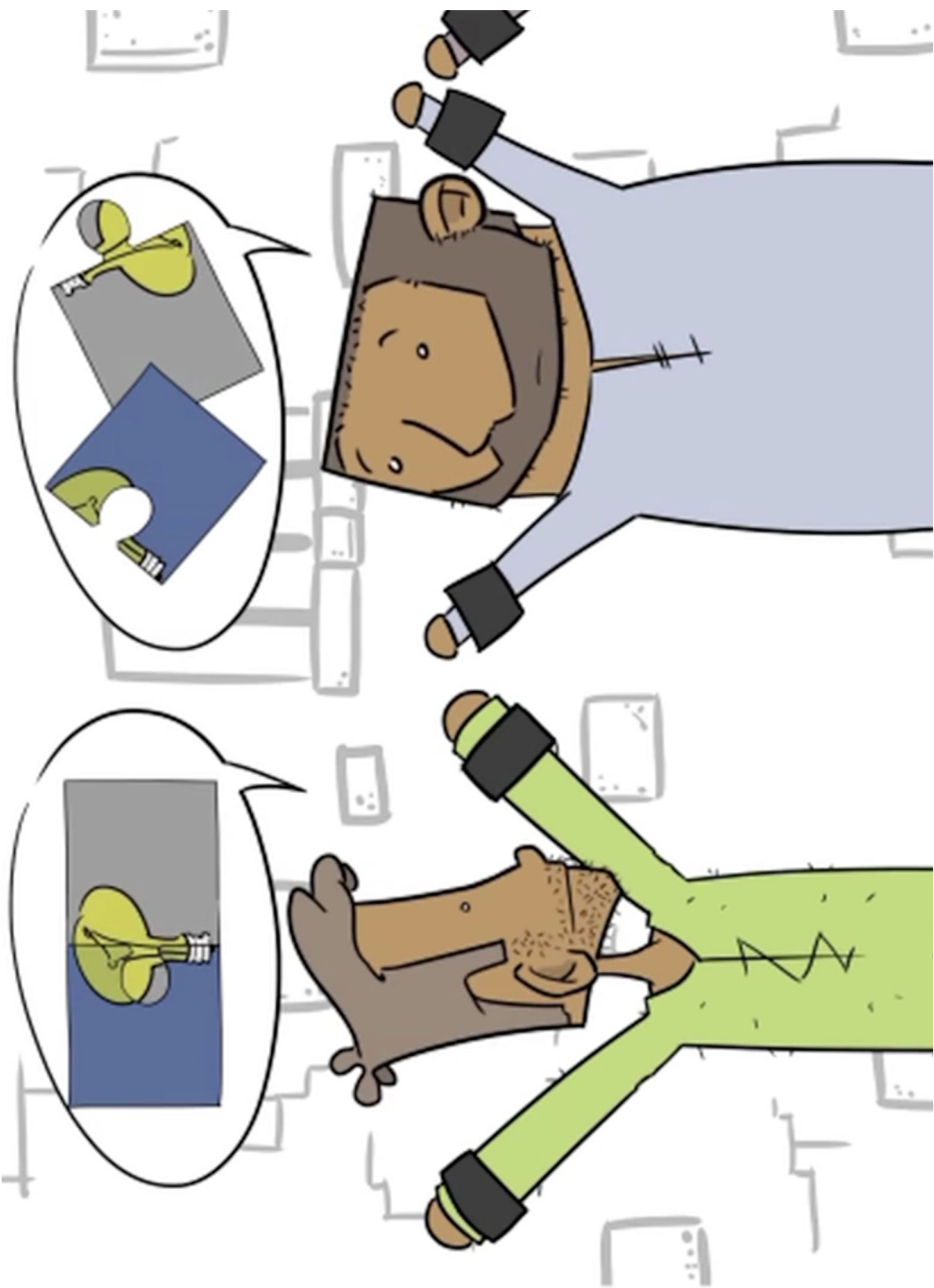
2. *Joseph's brothers threw him in a pit and then sold him into slavery.*



3. *Joseph was put in charge of the other servants.*




4. *Joseph was thrown in jail for something he didn't do.*




5. *Joseph was put in charge of other prisoners and helped people understand their dreams.*

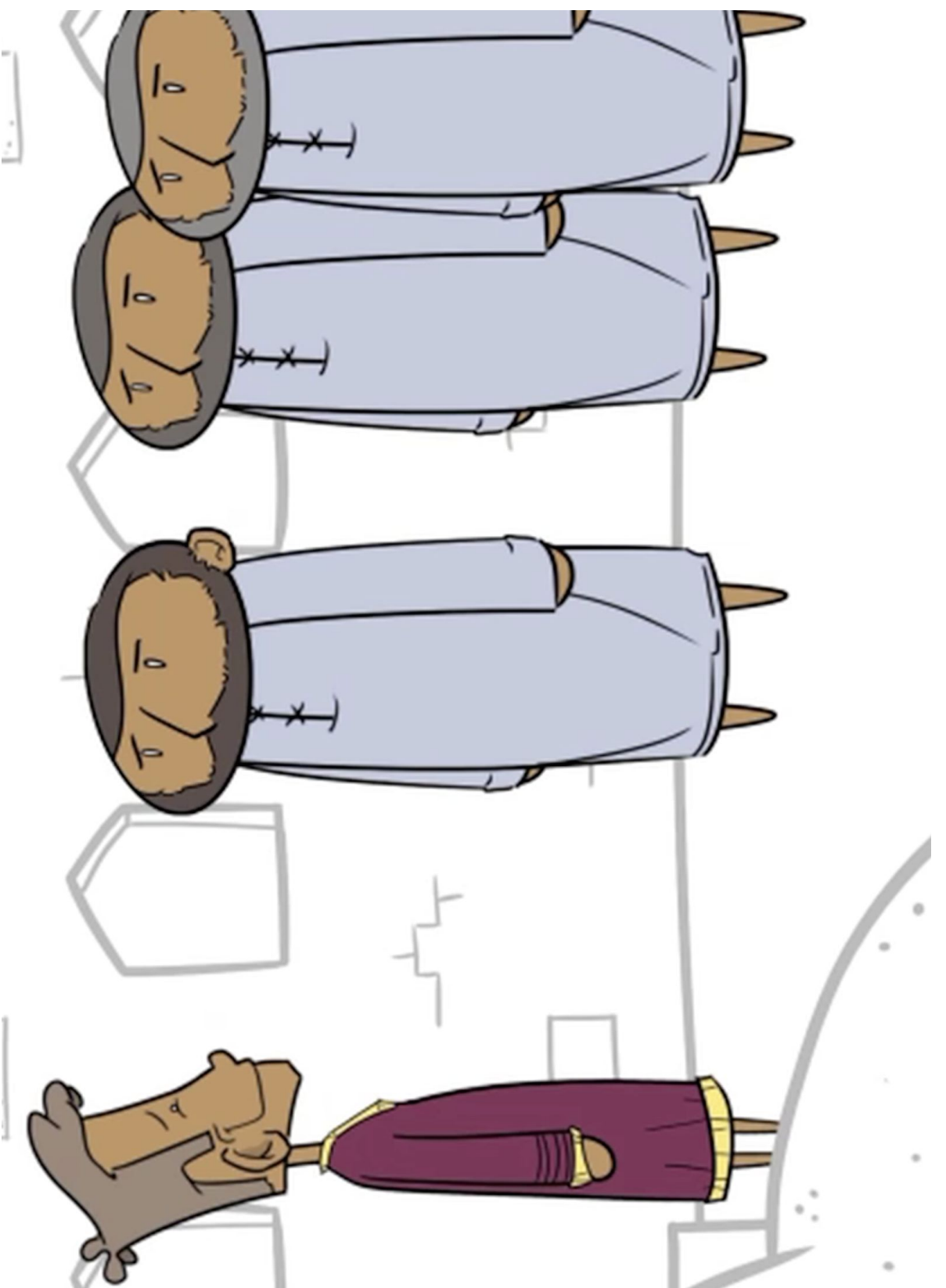




*6. Joseph helped Pharaoh understand his special dream.*



*7. The Pharaoh put Joseph in charge of Egypt's food.*



*8. Joseph helped rescue God's family, and his brothers!*

# A/V needs

## Kindergarten-2nd



1. Song slide: for when kids enter the room (All that You Need instrumental; mp3 only; can be downloaded on website)
2. Music Video: Be Strong Take Courage (<https://vimeo.com/144037020>)
3. Video: Cat Jump Fail (<https://www.youtube.com/watch?v=Awf45u6zrP0>)
4. Video: God's Story / Joseph (<https://vimeo.com/66760375>)
5. Image: Joseph's good days (Put images 1-5 on one slide)
6. Image: Joseph's bad days (Put images 6-8 on one slide)
7. Image: Joseph and God's family
8. Slide: Psalm 139:13-14 You created the deepest parts of my being. You put me together inside my mother's body. How you made me is amazing and wonderful. I praise you for that. What you have done is wonderful. I know that very well.
9. Image: Jesus
10. Music Video: Who I Am (<https://vimeo.com/9860987>)