



Kindergarten-2nd

February 18-19, 2017

DATE

I AM Journey Week 2: Zacchaeus

LESSON TITLE

Luke 19:1-10; Psalm 139:13-14

WHERE TO FIND IT

Jesus tells us who we are.

MAIN POINT

schedule

Connect Time (15 minutes): Five minutes after the service begins, split kids into groups and begin their activity.

Large Group (30 minutes): Begin 20 minutes after the service starts. Model what it looks like to be engaged in large group.

Small Group (15 minutes): Keep kids in small groups until parents arrive. If you all have extra time at the end, you can review the video and songs together.

tips

Today, we're going to start by talking about friends. As kids enter the room, start asking them about their friends. Or introduce them to kids if they don't seem to know anybody!

check-in/out

As kids leave, ask them how Zacchaeus changed!

large group heads up

Week 2 of the **I AM Journey** is about how our identity comes from Jesus, and HE tells us who we are. We'll dive into the story of Zacchaeus and see how Jesus treated an outcast, and gave him a new identity as a follower of Christ!



connect time

GOAL: *Connect Time is all about engaging kids in an activity that allows them to connect with each other right away while simultaneously piquing their curiosity for Large Group and preparing their minds for what they're going to hear.*

WHO AM I?

Prepare to **play music from the itunes playlist.*

- Break into **small groups** and give each group a **bean bag**. Sit in a circle on the floor.
- Each group will pass the bean bag around the circle from kid to kid while the **music** plays. Once the music stops, whoever has the bean bag has to say "I like...." and then say something they like/like to do. For example, "I like to color", "I like dogs" or "I like to eat pizza"
- Give examples to help kids get ideas of what to say, or say something about yourself ("I like...") to get the game started!
- Have one leader be responsible for stopping and starting the music periodically. If there are some kids who don't get a chance to say what they like during the game, take a minute before Large Group to toss the bean bag to those kids and let them say something.

TALK ABOUT IT

- Does everybody like to do the same things, or different things? Why?
- What's your favorite thing to do when you come to Kids' Club?

Before you go to Large Group, you can ask kids how their week went. You can also remind kids of the expectations for Large Group behavior: (1) be kind, (2) listen when somebody speaks, and (3) follow the leader's instructions.



instructions

Goal: Kids will (1) understand how Zacchaeus changed because he met Jesus, (2) recognize that Jesus tells us who we are and (3) identify how Jesus sees you as a beloved child of God!

Why? As we continue the theme of identity, it's important to distinguish how the world views us, and how Jesus views us.

Tip: This a great opportunity to build into kids and encourage them by telling them that no matter what other people say, Jesus loves them and wants to be their friend.

small group

REVIEW THE STORY

1. What was Zacchaeus like before he met Jesus? (Mean, greedy, stole money, not a good friend, etc.)
2. What did he do to see Jesus when there were people in his way? (Climbed a tree.)
3. What was Zacchaeus like AFTER he met Jesus? (He became kinder, gave money away and was a more loving person who follows Jesus!)
4. What does Jesus think of you? (He loves you and see you as a child of God, a special creation, unique etc.)
 - a. Encourage kids to think of unique things they think Jesus likes about them, like *“funny, nice, silly”* etc.
5. How does it make you feel to know that Jesus thinks of you that way?

MAKE IT PERSONAL

- Give each kid a **tree image**, a **Zacchaeus image**, and a **popsicle stick**. Set out **markers, scissors** and **glue sticks**. Kids can color Zacchaeus, then cut him out and glue him onto the popsicle stick.
- Next, choose 1 of two options to “act” it out:
 - Option 1: Read it from Luke 19:1-10 and help kids use their props (and themselves, if you want) to reenact the story.
 - Option 2: Go around the circle and try to retell the story based on what kids remember from large group. You can start with something like, “Once, there was a man named Zacchaeus...”
- **Discuss:** Is there anybody you could show Jesus’ love to this week? How can we act differently, knowing that Jesus loves US?
- Give each kid a **brown paper bag** to put their props in.

(Continued on next page.)

*Extra time? Do a **coloring sheet**. After that, put a step stool in front of your group and have kids take turns being Zacchaeus looking for Jesus:*

- *Have the kid on the stool find an object in the room and the others have to guess what it is. Have him or her say, "I see something [the color of the object]."*
- *If someone guesses correctly, have that kid take Zacchaeus' place in the tree.*
- *If no one guesses correctly after three tries, have Zacchaeus tell the group what he or she saw. Then choose a new person to be Zacchaeus.*
- *Continue the game until everyone has had a turn in the tree.*

special notes

Hang up a **blank sheet of tear off paper** in the presentation area, and have a **marker** ready.

presenter tips

Here's a link to today's Kids' Club videos:

Will It...Break?

<https://vimeo.com/195907043>

What is Identity?

<https://vimeo.com/195824120>

God's Story / Zacchaeus:

<https://vimeo.com/57088533>

script

WELCOME AND INTRO

Main Goal: Review Connect Time and introduce the lesson.

Notes:

***Click to play intro music.**

- **Welcome:** Hey everybody! Welcome to Kids' Club. It's so good to see you here! We're in the middle of a special series at Crossroads called the Journey, and the WHOLE church is doing it together!
- **Say:** Before we get started, let's watch a video that's just for pure FUN, because Kids' Club is a party, and we love silly stuff!
- **Video: Will It...Break?**
- **Say:** Yuck! What do you think, would you guys take that risk and break an egg on your head? Even if it might be the kind that cracks and gets messy? (Let kids respond.) Yeah, that's pretty gross! But maybe kind of fun too!
- **Ask:** Did you have fun playing the bean bag game in Connect Time? What did you have to say when the music stopped and you had the bean bag? (Let kids respond.)
- **Say:** Yeah, you had to say something that you like! Maybe you like to play baseball, or you love to eat macaroni and cheese....if I were playing that game, I would have said _____ (Say something you like to do.)
- **Ask:** Do we all like the same stuff, or do we like different stuff? (Let kids respond.) Yeah, we all love different things! Because we're all special in our own way. That's how God made us!

ZACCHAEUS WAS UNLOVED

Main Goal: Understand that Zacchaeus didn't see himself as a very good person, because other people told him so!

- **Say:** Today, we're talking about a guy named Zacchaeus. If he were playing that game with us and he told us the things HE likes to do, you might not like him very much. The things he liked weren't very nice.
- **Say:** You see, Zacchaeus was *very* unpopular, and he didn't have very many friends. In fact, most people in town hated him, because he was a tax collector and took money from them, sometimes more than he was supposed to. They thought he was mean, and greedy, and that he didn't care about anybody.
- **Say:** Because of that, all he ever heard from people was that he was mean, or greedy, or a bad friend. Let's write those things down right now (**Write "mean", "took people's money" and "bad friend" on the large sheet of tear off paper hanging up.**)
- **Say:** These are all things that describe Zacchaeus. They make up his identity. Can you say, "Identity?" (Let kids respond.)

IDENTITY

Main Goal: Define identity and how it relates to Zacchaeus, and us; understand that we aren't just made up of the little things that describe us.

- **Say:** If you were here last week, you might remember that the word "identity" is a way to say who you are, and how you're made. It's everything that makes you...you! And we've got a short video that we'll be watching every week to help us understand this better. Check it out!
- **Video: What is Identity?**
- **Ask:** After watching that video, do you think that just because Zacchaeus was a tax collector, and he took people's money, that that's ALL he was? (Let kids respond.) No way! Those things were just *little parts* of who he was.
- **Say:** Remember the game we played, and how we all said things we like? Well those are all great parts of who we are, but is it ALL we are? Are we only made up of those things? (Let kids respond.) No! Our identity is made up of a lot more! And today we'll see how Zacchaeus learns that he's a lot more than just a mean guy.

ZACCHAEUS MEETS JESUS

Main Goal: Understand how Jesus met Zacchaeus.

- **Say:** One day, Zacchaeus heard Jesus was coming to his hometown, Jericho. He had probably heard all about Jesus and how he was doing miracles and changing people's lives. He really wanted to see Him!

ZACCHAEUS MEETS JESUS

Main Goal: Understand how Jesus reached out to Zacchaeus when no one else would.

- **Say:** The problem was, everybody else wanted to see Jesus too. So when Zacchaeus went to see Jesus, he was stuck in the back of a big crowd, and he was really short—way too small to see Jesus from far away or over everybody’s head.
- **Ask:** Does anybody know what Zac did to see Jesus? (Let kids guess.) He climbed a TREE, just so he could see him over the crows! Let’s all stand and pretend we’re climbing a tree. (Let kids respond.) Okay, now everybody pretend to look over the crowd for Jesus. (Put your hand over your eyes and “look” for Jesus.) Okay, sit down.
- **Say:** We’re going to watch a video about what happened next. As you watch, see if you can figure out what happens to Zacchaeus when he finally meets Jesus.
- **Video: God’s Story / Zacchaeus**
- **Say:** You see, Jesus did the unthinkable. Something that no one else would have done—he spoke to Zacchaeus! Even though there were crowds of people trying to talk to him, *Jesus chose him.*
- **Say:** Imagine how shocked Zacchaeus was when JESUS walked right up to HIM! What did Zacchaeus do when he realized Jesus wanted to spend time with him and be his friend? (Let kids respond.) That’s right, he came down and accepted Jesus’ friendship.

JESUS GIVES ZAC A NEW IDENTITY

Main Goal: Understand how Zacchaeus changed when he met Jesus.

- **(Image: Mean Zac)** So before Zacchaeus met Jesus, what was he like? (Let kids respond.) Yep, he was unkind, he took people’s money, and nobody liked him (Point to the words you wrote on the large tear-off paper.)
- **(Image: Nice Zac)** How would you describe Zacchaeus AFTER he met Jesus? (Let kids respond.) Yep, he decided he wanted to treat other people well. He wanted to be a good friend. He had stolen money; now he was going to give it away!
- **Say:** Zacchaeus changed because he met Jesus and became his friend. And Jesus didn’t tell him he was mean or a bad person. He told Zacchaeus, “You can follow me now! You are loved by God!”
- **(Cross out all the words you wrote on the paper and write “Follower of Jesus” next to them.)** See, Jesus knew that Zacchaeus wasn’t just a mean guy. Zacchaeus was a child of God, and he was loved! And because of that, he could follow Jesus now! Say, “Woohoo!” (Let kids respond.)

RESPONSE TIME

Main Goal: Give kids a chance to actively respond to what they've heard today.

- **Say:** And you know what? Jesus wants the same for us! Because sometimes we don't feel good. Sometimes people make fun of us, or tell us we're not important.
- **Say:** But Jesus wants us to know that we are children of God, who he loves us more than anything else in the world! We are loved, we are free, and we can follow him. That is our real identity.
- **Say:** Let's look at our verse for this month. It's all about how he created us to be special and unique.
- **Slide: Psalm 139:14 How you made me is amazing and wonderful. I praise you for that. What you have done is wonderful. I know that very well.**
- **Ask:** If God made us amazing and wonderful, and planned us before we were even born....do you think that shows his love for us? (Let kids respond.) Absolutely!
- **Say:** Let's all take a minute and think about the way Jesus sees us. When he looks at us, he sees so many good things! He see someone that is loved by the king of the universe! He sees someone who can follow him, and be his friend. He sees someone who is special, and unique, and exactly the way God wants you to be. If you're glad that Jesus sees you that way, put your hand in the air! (Let kids respond.) Me too.

WORSHIP

Main Goal: Close the lesson with prayer and worship.

- **Say:** Now, we're going to watch a fun music video about Zacchaeus that will help us remember just how much he changed, all because of Jesus!
- **Music Video: The Ballad of Zacchaeus**
- **Say:** Before we move on to our worship song, let's talk to God, and thank him for creating us, and telling us who we really are.
- **Pray:** God, thank you for creating us and giving us our own unique, special identity. We're so glad you sent Jesus to the world, to help us see how much you love us. Amen!
- **Music Video: Before I Go**



connect questions

Tell me about Zacchaeus.
How does Jesus change us?


lesson supplies

Connect Time			
Item	Usage	Details	Provided by
Bean bag	1 per small group, reused	Oriental Trading: IN-61/4000	KC Central

Small Group			
Item	Usage	Details	Provided by
Tree image	1 per kid	Page 11, Color, 8.5x11 paper	Site
Zacchaeus image	1 per kid	Page 12, BW, 8.5x11 paper, cut into quarter sheets, Page 13	Site
Markers	1 set per small group, reused		Site
Scissors	1 set per small group, reused		Site
Glue sticks	1 set per small group, reused		Site
Popsicle stick	1 per kid	Oriental Trading: Item #IN-57/1008; link	KC Central
Brown paper bag	1 per kid	Sam's Club, Item # 12528	KC Central
Coloring page	1 per kid	Page 10, white paper, b&w	Site


Large Group		
Item	Usage	Details
Adventure Bible for Early Readers	1 per large group, reused	



name



CrossroadsKidsClub.net







A/V needs

Kindergarten-2nd



1. Song slide: for when kids enter the room (All that You Need instrumental; mp3 only; can be downloaded on website)
2. Video: Will It...Break? (<https://vimeo.com/195907043>)
3. Video: What is Identity? (<https://vimeo.com/195824120>)
4. Video: God's Story / Zacchaeus (<https://vimeo.com/57088533>)
5. Image: Mean Zac
6. Image: Nice Zac
7. Slide: Psalm 139:14 How you made me is amazing and wonderful. I praise you for that. What you have done is wonderful. I know that very well.
8. Music Video: The Ballad of Zacchaeus (<https://vimeo.com/66762341>)
9. Song: Before I Go (KC/SM media videos song>songs>songs with slides)