

Preschool

crossroads

kids'
club

February 18-19, 2017

DATE

I AM Journey: Zacchaeus

LESSON TITLE

Luke 19:1-10; Psalm 139:13-14

WHERE TO FIND IT

Jesus wants to be our friend.

MAIN POINT

schedule

First 10 minutes of the service hour:
Engage kids in cooperative play activities to help them connect to other kids

Next 5 minutes: Connect Time

Next 25 minutes: Large Group

Last 25 minutes: Snack and Small Group

tips

Today, we're going to start by talking about friends. As kids enter the room, start asking them about their friends. Or introduce them to kids if they don't seem to know anybody!

check-in/out

As kids leave, ask them about Zacchaeus, and how he became friends with Jesus!

large group heads up

Week 2 of the **I AM Journey** is about how our identity comes from Jesus, and HE tells us who we are. We'll dive into the story of Zacchaeus and see how Jesus treated him as a friend, even though no one else would!

connect time

GOAL: *Connect time is all about engaging kids in a short, interactive game to prepare them for Large Group.*

- **Clean up! (10 minutes after the service start time, when you get the 5-minute warning from the presenter)**
- Line up
- Today, we're going to talk about a man named Zacchaeus, who got to meet Jesus! When we get into large group, we're going to pretend we're Zacchaeus. So let's have some fun pretending now by playing "Zacchaeus Says" (it's like "Simon Says" but with a new character):
- (Give directives; you can switch these up to make it anything you want):
 - Zacchaeus says...Do a jumping jack
 - Pretend to climb a tree
 - Give a friend a high five
 - Jump as high as you can
 - Spin around
 - Put one foot out in front of you
 - Sit on the ground
 - End with: Listen to Jesus

As you walk into Large Group, encourage kids to put on their listening ears! Remind them that HOPS will be showing us how we should act in Large Group, so we have to listen!



instructions

Goal: Kids will (1) understand how Zacchaeus changed when he met Jesus and (2) recognize that because Jesus loves us, we can follow him!

Why? Kids may not yet understand that Jesus' love can change them—or that they need to change at all. So right now, we're going to first examine how it worked for Zacchaeus.

Tip: Cutting out the Zacchaeus image can be optional, if need be.

small group

REVIEW THE STORY

1. Tell me what Zacchaeus was like before he met Jesus. (Short, mean, few friends)
2. How did Zacchaeus try to get taller to see Jesus? (He climbed a tree)
3. What did Jesus say to Zacchaeus in the tree? (Come down; let's go to your house!)
4. Did Jesus love Zacchaeus? (YES) Did he want to be his friend? (YES)
5. What was Zacchaeus like after Jesus loved him? (He was still short, but also nice, and Jesus was his friend!)
6. Why did Jesus want to be Zacchaeus' friend? (He loves him, and everyone, no matter what we've done)

MAKE IT PERSONAL

- Give each kid a **Zacchaeus image** and a **tree image**. Set out **markers** and let kids decorate their Zacchaeus, then help them cut it out with **scissors**. Then they can retell the story with their props! (Give kids a paper bag to hold their images.)
- Tape a **large sheet of tear off paper** on a wall and draw a **tree** on it (*It doesn't have to be fancy, just a simple tree will do!*) Then retell the story!:
 - Stand away from the tree and pretend to be short and mean (*Act it out like you did in large group.*)
 - Stand by the tree, pretend to climb it and look for Jesus (*Model by standing "under the tree" and putting your hand over your eyes in a searching motion.*)
 - Say, "Remember, Jesus LOVED Zacchaeus! He went to the tree and said, 'Zacchaeus, come down! I'm coming to your house!'" (*Have kids say it, "Zacchaeus, come down! I'm going to your house!"*)
 - Say, "Zacchaeus came down and guess what? He started being nicer!"
 - Let kids pretend to be Zacchaeus (*Invite them to come up to the tree and pretend to climb it, etc.*)

(Continued on next page.)

*Extra time? Have kids do a **coloring sheet**. After that, remind kids that after Zacchaeus met Jesus, he was kind. Then play "Freeze Dance" with a kindness twist: have a dance party, but when the music stops...freeze! The person who "loses" (freezes last) has to say something kind they want to do at home. You could also have kids add Zacchaeus to their coloring pages or play some more "Zacchaeus Says"!*

special notes

Feel free to add extra motions to help kids understand how different Zacchaeus was before and after he received Jesus' love!

presenter tips

Here's a link to today's video:

God's Story / Zacchaeus:
<https://vimeo.com/57088533>

script

WELCOME AND INTRO

Main Goal: Review the beginning of God's story and rescue plan.

Notes:

- ***Click to play intro music.**
- **Say:** Hi Friends! Welcome to Kids' Club. I'm _____ and I'm really glad you're here today. Before we get started, I want you to meet my friend HOPS.
- **Video: HOPS Put your listening ears on!**
- **Say:** (Holding up the **Bible**.) *This* is God's story. Out of all the stories in the world, this is the most important. Do you know what it's called? (Let kids respond "the Bible.") That's right, the Bible! It's God's Rescue plan. It shows us how He rescued us from all the wrong things in the world.
- **Say:** In the beginning, God made the whole world and everything in it. He created the sun and the moon, the water and the land, the plants and the animals, and people like you and me! Everything was good. Give me a big thumbs up! (Let kids respond. Then change your tone.)
- **Say:** But THEN, something bad happened. Adam and Eve disobeyed God, and all the wrong things came into the world. Things like sadness and death. Show me your sad face. (Let kids respond.)
- **Say:** Even though Adam and Eve disobeyed God, God loved them anyway! He planned a great rescue so that Adam and Eve, and you and me, could be close to God again! Do you know who the Rescuer is? (Let kids say: Jesus!)

ZACCHAEUS WAS MEAN

Main Goal: Understand what Zacchaeus was like before he changed.

- **(Image: Zacchaeus)** Today, we're going to hear a story about a man who met Jesus. His name was Zacchaeus. Can you guys say, "Zacchaeus?" (Let kids respond.) Everybody stand up! We're going to all pretend to be Zacchaeus. (Let kids stand.)
- **Say:** OK, I need everybody to make a mean face (Model and let kids repeat.) Good job! Zacchaeus was a mean guy. Cross your arms like this (Cross your arms over your chest and let kids repeat.) Good!
- **Say:** Zacchaeus was so mean, that he didn't have many friends... So now (with your arms crossed) turn away to the back wall (Let kids respond.)
- **Say:** Great, now turn back around so you can hear me (Let kids respond.) Zacchaeus was mean and had no friends. AND he was short. Everybody get down on your knees (Let kids respond.) Great! Now have a seat (Let kids sit.) Let's hear a story about this short mean guy who had no friends!

JESUS HELPS ZACCHAEUS CHANGE

Main Goal: Understand how Jesus became his friend, and that changed Zacchaeus!

- **Say:** One day, Zacchaeus met Jesus. And when he found out Jesus loved him, he was completely changed! We're going to watch a video about it. Let's see what happens!
- **Video: God's Story / Zacchaeus**
- **Say:** Wow, what a great story! Zacchaeus met Jesus...and he changed! We talked about how he was short....was he still short? (Let kids guess: yes or no.) YES, he was still short.
- **Say:** We talked about how he was mean. Was he still mean? (Let kids say: no!) NO, after he met Jesus, Zacchaeus wanted to give money away to people and be kind to them! Everybody give me a big smile. (Let kids smile.)
- **Say:** And we talked about how he didn't have many friends before. Do you think he had friends after he met Jesus? (Let kids respond.) I bet so! We know Zacchaeus had at least one friend at the end of this story...who was it? (Let kids say: Jesus!) That's right! Jesus was his friend! Stand up if Jesus wants to be YOUR friend too! (Let kids stand. Invite everyone to stand—make it clear that each kid is loved and can be Jesus' friend.)

WRAP UP AND WORSHIP

Main Goal: Help kids interact through prayer and worship!

Notes:

- **Say:** When Zacchaeus knew Jesus loved him, he changed! When we know Jesus loves US, we change! When we know Jesus is our friend, we can be kind to others and treat them like friends.
- **Say:** Let's pray together. When we pray, that means we talk to God, and he listens to us! So let's bow our heads, close our eyes, and repeat after me.
- **Pray (Breaking it into small, repeatable phrases):** Hi God! Thanks for loving Zacchaeus. Thanks for loving me. I love you back! In Jesus' name, Aaaa-MEN.
- **Set up worship:** I'm so glad Jesus wants to be our friend...aren't you? (Let kids respond.) Let's celebrate by worshipping him with singing and dancing!
- **Music Video: Deep and Wide**
- **Music Video: Be Strong Take Courage**
- **Song: Thank You Lord**



connect questions

Tell me about Zacchaeus.

How did Zacchaeus change when he met Jesus?

lesson supplies

Connect Time

Item	Usage	Details
No supplies needed.		


Small Group


Item	Usage	Details	Provided by
Coloring Page - Tree	1 per kid	Page 9, white paper, black & white	site
Markers	1 set per group, reused		site
Large sheet of tear-off paper	1 per group		site
Tree image	1 per kid	Page 10, Color, 8.5x11 paper	site
Zacchaeus image	1 per kid	Page 11, BW, 8.5x11 paper, cut into quarters	site
Scissors	1 set per group, reused		site
Brown paper bag	1 per kid	Sams Club	KC Central



Large Group

Item	Usage	Details
Jesus Storybook Bible	1 per large group, reused	

name









1. Song slide: for when kids enter the room (All that You Need instrumental; mp3 only; can be downloaded on website)
2. HOPS: Put your listening ears on! (<https://vimeo.com/67408013>)
3. Image: Zacchaeus
4. Video: God's Story / Zacchaeus (<https://vimeo.com/57088533>)
5. Music Video: Deep and Wide (<https://vimeo.com/190146379>)
6. Music Video: Be Strong Take Courage (<https://vimeo.com/144037020>)
7. Song: Thank You Lord (KC/SM media videos songs>songs>songs with slides)