



3rd - 5th

February 18-19, 2017

DATE

I AM Journey Week 2: Zacchaeus

LESSON TITLE

Luke 19:1-10; Psalm 139:13-14

WHERE TO FIND IT

Jesus tells us who we are.

MAIN POINT

schedule

Connect Time (15 minutes): Five minutes after the service begins, split kids into groups and begin their activity.

Large Group (30 minutes): Begin 20 minutes after the service starts. Model what it looks like to be engaged in large group.

Small Group (15 minutes): Keep kids in small groups until parents arrive. If you all have extra time at the end, you can review the video and songs together.

tips

Today, we're going to start by talking about friends. As kids enter the room, start asking them about their friends. Or introduce them to kids if they don't seem to know anybody!

check-in/out

As kids leave, ask them why they made trees, and what it's supposed to remind them of!

large group heads up

Week 2 of the **I AM Journey** is about how our identity comes from Jesus, and HE tells us who we are. We'll dive into the story of Zacchaeus and see how Jesus treated an outcast, and gave him a new identity as a follower of Christ!



connect time

GOAL: *Connect Time is all about engaging kids in an activity that allows them to connect with each other right away while simultaneously piquing their curiosity for Large Group and preparing their minds for what they're going to hear.*

WHO AM I?

- Break kids into small groups and lay out a **large piece of tear off paper**. Draw a large, simple tree with lots of branches.
- Give each kid **three leaves** and set out **markers**. (*These leaves are already cut out for you).
- Have kids think of one word/phrase to describe themselves, then write it on one of their leaves. (Give kids an example by telling them a word you would use to describe yourself, like *funny, quiet, good at singing, an artist, goofy, a sister, etc.*)
- Using **glue sticks**, place leaves on the tree and share what's written on it.
- Next, have kids write down a second word to describe themselves on a second leaf. Hang leaves as each kid shares.
- Do a third round, then hang leaves and share again.
- If you have a lot of kids, you may not have time to have kids hang and share after each round. Instead, just have kids fill out their three leaves, then hang them all on the tree and share afterward.
- Bring your group's "tree" to large group and lay it on the ground, or hang it on the wall.

TALK ABOUT IT

- Why did you choose those words to describe yourself?
- How do you think other people would describe you? The same, or different?

Before you go to Large Group, you can ask kids how their week went. You can also remind kids of the expectations for Large Group behavior: (1) be kind, (2) listen when somebody speaks, and (3) follow the leader's instructions.



instructions

Goal: Kids will (1) understand how Zacchaeus changed because he met Jesus, (2) recognize that Jesus tells us who we are and (3) identify how Jesus sees you as a beloved child of God!

Why? As we continue the theme of identity, it's important to distinguish how the world views us, and how Jesus views us.

Tip: This a great opportunity to build into kids and encourage them by telling them that no matter what other people say, Jesus loves them and wants to be their friend.

small group

REVIEW THE STORY

1. How did *people* view Zacchaeus? How did *Jesus* view Zacchaeus?
2. What ways did Zacchaeus change? (He went from a mean, greedy, sinful tax collector...to a generous and loving person who follows Jesus!)
3. How do other people see you/describe you?
4. Do you ever feel like people don't know the real you? Why or why not?
5. How does Jesus see you? (Loved, good, a child of God, a special creation, etc.)
6. What can we do when we realize who we *really are* in God's eyes? (We can follow Jesus and make choices that he would make. We can have a relationship with him and be his friend.)

MAKE IT PERSONAL

- Give each kid a **tree image** and a **page of leaf images**. Set out **markers, scissors, and glue sticks**.
- Tell kids to think of how Jesus sees them: Special, unique, a child of God, loved, good, kind, beautiful, funny, etc (Give kids some suggestions to help them get started.)
- Next, have kids write these words on their leaves, cut them out, and stick them on the tree branches. They can use this "tree" as a reminder of how much Jesus loves them, and how only he can tell us who we REALLY are!

Extra time? Get out a large piece of tear off paper and brainstorm all the things we could do if we ALWAYS remembered how Jesus sees us. What would we do differently? How would we act? How would we treat other people?

special notes

Here's two things to prepare for in the presentation area:

- Have each small group bring their **tree** to you and either set them on the floor or hang them on the walls.
- Hang up a **blank sheet of tear off paper** and have a **marker** ready.

presenter tips

Here's a link to today's Kids' Club videos:

Will It...Break?

<https://vimeo.com/195907043>

What is Identity?

<https://vimeo.com/195824120>

God's Story / Zacchaeus:

<https://vimeo.com/57088533>

script

WELCOME AND WORSHIP

Main Goal: Review Connect Time and introduce the lesson.

Notes:

**Click to play intro music.*

- **Welcome:** Hey everybody! Welcome to Kids' Club. It's so good to see you here! We're in the middle of a special series at Crossroads called the Journey, and the WHOLE church is doing it together!
- **Say:** Before we get started, let's watch a video that's just for pure FUN, because Kids' Club is a party, and we love silly stuff!
- **Video: Will It...Break?**
- **Say:** Yuck! What do you think, would you guys take that risk and break an egg on your head? Even if it might be the kind that cracks and gets messy? (Let kids respond.)
- **Say:** It kind me of reminds of today's story actually! Jesus took a big risk too, and there was no way of knowing how it would turn out. No, he didn't crack an egg on his head. He befriended someone who NO ONE else liked, and his name was Zacchaeus. Have you heard of him before? (Let kids respond.)
- **Say:** Zacchaeus was very unpopular, and he didn't have very many friends. In fact, most people in town hated him, because he was a tax collector and took money from them. They thought he was mean, and greedy, and that he didn't care about anybody. So when Jesus decided to talk to him, it was a pretty big deal.

ZACCHAEUS WAS UNLOVED

Main Goal: Understand that Zacchaeus didn't see himself as a very good person.

- **Ask:** Now remember Connect Time, how we all wrote down words that describe ourselves? What if we asked Zacchaeus to do that? Knowing all these terrible things about him, and how everybody thought about him, what do you think HE would write on those paper leaves? (Let several kids respond, and **write down their answers on the large sheet of tear off paper hanging up.**)
- **Say:** Hmm, good guesses! I think you're right, he might say he was "*mean*", or "*a tax collector*", or "*loves money*". The Bible tells us that he was very short, so he might write that down too!
- **Say:** The truth is, Zacchaeus wasn't a very a nice guy. He had been a bad friend to others, and because his job was collecting people's taxes, he could demand tons of extra money. So he did. He basically stole money from people.
- **Say:** Because of that, all he ever heard from people was that he was mean, or greedy, or a bad friend. He thought that would be his identity forever!

IDENTITY

Main Goal: Define identity and how it relates to Zacchaeus, and us; understand that we aren't just made up of the little things that describe us.

- **Say:** If you were here last week, you might remember that the word "identity" is a way to say who you are, and how you're made. It's everything that makes you...you! And we've got a short video that we'll be watching every week to help us understand this better. Check it out!
- **Video: What is Identity?**
- **Ask:** After watching that video, do you think that just because Zacchaeus was a tax collector, and he took people's money, that that's ALL he was? (Let kids respond.) No way! Those things were just *little parts* of who he was.
- **Say:** Let's look back at all the things you wrote down and hung on your group's tree in Connect Time (Point out the tree on the walls or floor.) Does anybody want to share what you wrote? (Let several kids share, and point out on their tree if they want to. If you want, you can also point out some random ones from the trees yourself.)
- **Say:** These are all great parts of who we are, but is it ALL we are? Are we *only* made up of these words? (Let kids respond.) No; our identity is made up of a lot more! But we'll get to that later. For now, let's continue on with Zacchaeus' story, and see how he first met Jesus!

ZACCHAEUS MEETS JESUS

Main Goal: Understand how Jesus reached out to Zacchaeus when no one else would.

- **Say:** One day, Zacchaeus heard Jesus was coming to his hometown, Jericho. He had probably heard all about Jesus and how he was doing miracles and changing people's lives. He really wanted to see Him!
- **Say:** The problem was, everybody else wanted to see Jesus too. So when Zacchaeus went to see Jesus, he was stuck in the back of a big crowd, and he was really short—way too small to see Jesus from far away or over everybody's head.
- **Say:** We're going to watch a video about what happened next. As you watch, see if you can figure out how Zacchaeus changes, and how he might describe himself AFTER he meets Jesus.
- **Video: God's Story / Zacchaeus**
- **Say:** You see, Jesus did the unthinkable. Something that no one else would have done—he spoke to Zacchaeus! Even though there were crowds of people trying to talk to him, *Jesus chose him.*
- **Say:** Imagine how shocked Zacchaeus was when JESUS walked right up to HIM! What did Zacchaeus do when he realized Jesus wanted to spend time with him and be his friend? (Let kids respond.) That's right, he came down and accepted Jesus' friendship.

JESUS GIVES ZAC A NEW IDENTITY

Main Goal: Understand how Zacchaeus changed when he met Jesus.

- **Ask:** So before Zacchaeus met Jesus, what was he like? What was his old identity? (Let kids respond.) Yep, he was unkind, he took people's money, and nobody liked him (Point to the words you wrote on the large tear-off paper.)
- **Ask:** How would you describe Zacchaeus AFTER he met Jesus? (Let kids respond.) Yep, he decided he wanted to treat other people well. He wanted to be a good friend. He had stolen money; now he was going to give it away!
- **Ask:** WHY did Zacchaeus change? (Let kids respond.) Yes, because he met Jesus and became his friend. Do you think Jesus told Zacchaeus that he was mean and he would never be good person, just like everybody else always told him? (Let kids respond.)
- **Say:** No; Jesus told Zacchaeus who he REALLY was. He helped Zacchaeus see that his identity didn't just have to be a tax collector who no one liked. Instead, he could be a follower of Jesus! (**Cross out all the words you wrote on the paper and write "Follower of Jesus" next to them.**)
- **Say:** And you know what? Jesus wants the same for us!

RESPONSE TIME

Main Goal: Give kids a chance to actively respond to what they've heard today.

- **Say:** Remember all these leaves we filled out with words that describe ourselves? Even though they're all parts of who we are, Jesus wants us to describe ourselves as something MUCH more.
- **Say:** And you know what else? Sometimes we don't feel good about ourselves. Sometimes people make fun of us, or tell us we're not important. But Jesus wants us to know that we are children of God, who he loves more than anything else in the world! We are loved, we are free, and we can follow him. That is our real identity.
- **Say:** Let's look at our verse for this month. It's all about how he created us to be special and unique.
- **Slide: Psalm 139:13-14** **You created the deepest parts of my being. You put me together inside my mother's body. How you made me is amazing and wonderful. I praise you for that. What you have done is wonderful. I know that very well.**
- **Ask:** If God made us amazing and wonderful, and planned us before we were even born....do you think that shows his love for us? (Let kids respond.) Absolutely!
- **Say:** Let's all take a minute and think of one word that you think JESUS would use to describe you. (Pause.) Now turn and tell one friend what word you thought of. (Let kids respond.) Great job, everyone. I bet you came up with some great words to help you remember how much Jesus loves you, and how special you are to him.

WORSHIP

Main Goal: Close the lesson with prayer and worship.

- **Say:** Now, we're going to watch a fun music video about Zacchaeus that will help us remember just how much he changed, all because of Jesus!
- **Music Video: The Ballad of Zacchaeus**
- **Say:** Before we move on to our worship song, let's talk to God, and thank him for creating us, and telling us who we really are.
- **Pray:** God, thank you for creating us and giving us our own unique, special identity. We're so glad you sent Jesus to the world, to help us see how much you love us. Amen!
- **Music Video: You Come in a Hurry**



connect questions

Tell me about Zacchaeus.
How does Jesus change us?

lesson supplies


Connect Time			
Item	Usage	Details	Provided by
Large sheet of tear-off paper	1 per small group		site
Markers	1 set for small group, reused		site
Leaf	3 images per kid	Page 11, Color, 8.5x11 paper, 4 images per page	site
Masking tape	1 roll per small group, reused		site
Glue sticks	1 set per small group, reused		site





Small Group			
Item	Usage	Details	Provided by
tree image	1 per kid	Page 9, Color, 8.5x11 paper	site
leaf images	1 page of 4 per kid	Page 10, Color, 8.5x11 paper (kids will cut for themselves)	site
Markers	1 set per small group, reused		site
Scissors	1 set per small group, reused		site
Glue sticks	1 set per small group, reused		site





Large Group			
Item	Usage	Details	Provided by
Adventure Bible	1 per room		site



I Am....







A/V needs

3rd-5th



1. Song slide: for when kids enter the room (All that You Need instrumental; mp3 only; can be downloaded on website)
2. Video: Will It...Break? (<https://vimeo.com/195907043>)
3. Video: What is Identity? (<https://vimeo.com/195824120>)
4. Video: God's Story / Zacchaeus (<https://vimeo.com/57088533>)
5. Slide: Psalm 139:13-14 You created the deepest parts of my being. You put me together inside my mother's body. How you made me is amazing and wonderful. I praise you for that. What you have done is wonderful. I know that very well.
6. Music Video: The Ballad of Zacchaeus (<https://vimeo.com/66762341>)
7. Music Video: You Come in a Hurry (<https://vimeo.com/185495000>)