



3rd - 5th

February 11-12, 2017

DATE

I AM Journey Week 1: Creation

LESSON TITLE

Genesis 1-2; Psalm 139:13-14

WHERE TO FIND IT

God made you, and you are good!

MAIN POINT

schedule

Connect Time (15 minutes): Five minutes after the service begins, split kids into groups and begin their activity.

Large Group (30 minutes): Begin 20 minutes after the service starts. Model what it looks like to be engaged in large group.

Small Group (15 minutes): Keep kids in small groups until parents arrive. If you all have extra time at the end, you can review the video and songs together.

tips

The I AM Journey is all about **identity**: What it means, and how we can find it in God. Each week we'll explore a different story from the Bible that shows us our unique identity as beloved creations of our heavenly dad!

check-in/out

As kids leave, ask them why they made fingerprint art!

large group heads up

Week 1 of the I AM Journey is about our identity as God's good and special creation. We'll be drawing from Genesis to help kids understand that God made us exactly as he wanted us to be: **GOOD!**



connect time

GOAL: *Connect Time is all about engaging kids in an activity that allows them to connect with each other right away while simultaneously piquing their curiosity for Large Group and preparing their minds for what they're going to hear.*

SCULPT IT!

- Break into small groups and give each kid a handful of **play-dough, 2 popsicle sticks** and **2 pipe cleaners**. Tell kids that we're going to have a play-dough building contest using these materials!
- Give kids 1-3 rounds. During each round, you'll tell them an object, and they have to create it out of their materials in **5 minutes or less**. *(Depending on the age of your group and how many kids you have, you may want to stick to making only 1 creation. However, if your group needs more of a challenge, let them do multiple rounds!)*
- Here are the three rounds (If you want to change it up and have kids make something different, go for it!)
 - Round 1: A snake
 - Round 2: A boat
 - Round 3: A self-portrait (A sculpture of themselves)
- Keep time on a phone or stop-watch during each round. After the time is up, give kids 1 minute to look at each others' sculptures and see how they made theirs differently or the same, etc.
- Before going to Large Group, tell kids to take the popsicle sticks and pipe cleaners out of their play dough. (We'll **reuse** the popsicle sticks for other services). Make sure all the play-dough is packed away for the next service (Kids are NOT taking their creations home.)

TALK ABOUT IT

- Have you ever created something before? What was it, and how did you make it?
- How do you feel about something that you create?

Before you go to Large Group, you can ask kids how their week went. You can also remind kids of the expectations for Large Group behavior: (1) be kind, (2) listen when somebody speaks, and (3) follow the leader's instructions.



instructions

Goal: Kids will (1) understand what identity means, (2) understand how and why God created us and (3) identify one good, unique thing about themselves.

Why? We are all different. But God made us exactly the way he wants us to be!

Tip: There are certain things we can (and should) change about ourselves. Just because we're wonderfully made doesn't mean we're all perfect. In fact, the opposite is true. You can add this layer to the discussion, but keep the main emphasis on celebrating how deliberately God created us.

small group

REVIEW THE STORY

1. What does "identity" mean? (It's who we are, and how God made us.)
2. Why do you think God made us each different?
3. Have you ever felt frustrated about how you were made? Tell us about it if you feel comfortable. (This would be a great chance for you to tell kids about a personal experience.)
4. Why do you think we get frustrated about how we are made sometimes?
5. Read **Psalm 139:13-14: You created the deepest parts of my being. You put me together inside my mother's body. How you made me is amazing and wonderful. I praise you for that. What you have done is wonderful. I know that very well.**
 - a. What does this verse tell us about how we're made?
6. What's one way God made you unique? What do you love to do? (Have kids pair up and tell each other their answer.)

MAKE IT PERSONAL

- Give each kid **1 piece of blank paper.**
- Set out **markers, ink pads** and **fingerprint example sheets.**
- **Ask** kids: What's a fingerprint? Why is it special? (It's a design on our fingers; each person has their own unique fingerprint that's unlike anyone else's.)
- Tell kids that we're going to create art using our fingerprints to remind us of how God made us special and unique, and our identity comes from him!
- Let kids look at the example sheets for inspiration:
 - Make shapes and pictures using their fingerprints
 - Make "people" out of fingerprints by drawing faces, arms, legs etc.
- Set out **sanitary wipes** for kids to clean their hands (and the table!)

(Continued on next page.)

Extra time? Do this verse memorization activity to help kids learn Psalm 139:14:

- **Psalm 139:14** *How you made me is amazing and wonderful. I praise you for that.*
- *Split the group into two. Have kids physically move to different sides.*
- *Point to one side and have them say, “**How you made me is amazing and wonderful.**” Can I hear you practice that?*
- *Point to the other side and have them say, “**I praise you for that.**”*
- *Now that each side knows which part of the verse to say, come up with silly, crazy voice or accent. Each team has to compete saying their part of the verse in that voice.*
- *Point to one side and let them say “How you made me is amazing and wonderful”; point to the other side and let them say “I praise you for that.”)*
- *Continue as long as you want, with as many voices/accents as you want!*

special notes

“**Identity**” might not be a familiar word to kids, so focus on breaking the word down into a simple definition this week: It’s who you are, and how God made you.

presenter tips

Here’s a link to today’s Kids’ Club videos:

What is Identity?

<https://vimeo.com/195824120>

God’s Story / Creation:

<https://vimeo.com/49018350>

script

WELCOME AND WORSHIP

Main Goal: Review Connect Time and introduce the lesson.

Notes:

***Click to play intro music.**

- **Welcome:** Hey everybody! Welcome to Kids’ Club. It’s so good to see you here! I loved everyone’s play dough creations; you all did a great job racing the clock and making some impressive sculptures!
- **Ask:** Do you all like creating things with your hands? Why? (Let kids respond.) Yeah, it’s fun to make stuff! And you made it yourself, so it’s *exactly the way you wanted it*.
- **Ask:** Does something have to look perfect for it be a good creation? (Let kids respond.) No way! I bet all the play dough sculptures today had little imperfections here and there, but that’s okay, because you made it exactly as you wanted it.
- **Say:** Today, we’re going to talk about another kind of creation...US! We’re going to see how our creator, God, made us exactly the way he wanted us.
- **Say:** To help us understand what it means to be a creation of God, let’s watch a video that’s all about our **identity**. Have you guys heard that word before...“identity”? (Let kids respond.) Well, as you watch this video, try to figure out what it means!
- **Video: What is Identity?**

INTRO: IDENTITY

Main Goal: Introduce the concept of “identity” and understand what it means, and how we get it from God.

- **Ask:** So who wants to tell me what identity means? (Let kids respond.)
- **(Image: Identity)** Yep, basically...it’s who you are! It’s the person God made you to be. And even though we all have different little parts of us that make us who we are, the most *important* part of our identity is that God made us. God loves us. And we are good.
- **Say:** Over the next six weeks, we’re going to talk about our identity, and who God made us to be. It’s part of something called The Journey, and all of Crossroads–kids AND adults–will be doing it together!

WE ARE WONDERFULLY MADE

Main Goal: Read Psalm 139:13-14 and understand how God us is amazing and wonderful!

- **Say:** When God first decided to create us and give us an identity, he made each of us carefully and purposefully. It’s like when you made your playdough creations in Connect Time: You didn’t just throw it together without thinking about it. You made it exactly the way you wanted it, with thought.
- **Say:** Let’s look at a verse that explains this. Read it along with me:
- **Slide: Psalm 139:13-14** **You created the deepest parts of my being. You put me together inside my mother’s body. How you made me is amazing and wonderful. I praise you for that. What you have done is wonderful. I know that very well.**
- **Say:** So when God created you and me, he made us amazing and wonderful. He didn’t make any mistakes! Remember how in the video, it talked about how some of us are good at playing instruments, or making art, or you’re a brother or a sister, or you’re really funny. Those are all parts of how God made you amazing and wonderful, in your own unique way!

WE ARE EACH UNIQUE

Main Goal: Identify a specific way we are unique and special.

- **Say:** Close your eyes for a second. (Pause.) In your head, think of ONE of the many special ways God made you. Maybe you have brown hair or blue eyes. Maybe you like to run or draw or invent things. Think of one special thing about you. When you’ve got it, open your eyes. (Let kids think.)
- **Say:** Now everybody, stand up! (Let kids stand.) I want you to find one other person: (1) ask their name and (2) ask them to share the one special thing they just thought of. Ready? Go! (Let kids discuss. Then let a few kids share.

GOD MADE US IN HIS IMAGE

Main Goal: Understand that God loves us so much, he made us in his image....and we are his favorite creation!

- **Say:** Now, it's pretty cool that God made us all these different, unique ways. But there's something else pretty cool: Even though He created lots of other things, like the stars and the ocean and all kinds of animals...we were his *favorite* creation.
- **Say:** Let's watch a video about what it was like when God made the world. As you watch, try to figure out where we fit into the picture, and why we're so special compared to his other creations.
- **Video: God's Story / Creation**
- **Ask:** What do you think? What makes us different from the other things God created? (Let kids respond.) Yep, he made us in his own image! And that means that God loved us SO much, that he wanted us to be like him! He wanted to give us an identity like his very own.

WHEN OUR IDENTITY IS IN GOD, WE CAN FOLLOW HIM

Main Goal: Recognize that we are precious to God, and when we remember that, it's so much easier to follow him!

- **Say:** Now even though God loves us, and he created us in his own image....sometimes we forget how special we are. Sometimes, people make fun of us or treat us badly. And that might cause us to forget how important we are to God. We might forget our *real* identity.
- **Say:** Let's watch a short clip from Toy Story. We'll see some toys who don't seem like good guys at first, but by the end, we'll see who they REALLY are.
- **Video: Toy Story / Sid's Toys**
- **Ask:** So even though those toys were a little different, and Woody thought they were bad, did they turn out to be good? (Let kids respond.) Yep, they were actually really nice!
- **Say:** We're kind of like those toys. Sometimes, people aren't nice to us, and we get treated badly. Those toys in the video ran away and hid because they didn't know how special they were, and they went away sad.
- **Say:** But God has told US that he made us amazing and wonderful. And if we know we're valuable to the creator of the universe, it doesn't really matter what anyone else thinks. The most important one adores us!
- **Ask:** Do you think it's easier to follow God if we know he loves us, or if we *don't* know he loves us? (Let's kids respond.) Yeah, that's a pretty easy answer: It's much easier when we know he loves us! When we know who we really are, and that we are GOOD creations from God, we can follow him, and have joy!

RESPONSE TIME

Main Goal: Give kids a chance to actively respond to what they've heard today.

- **(Click to play background music)** Right now, let's ask God to speak to us about who we are, and how he made us. Sometimes God speaks to us by putting a thought or picture in our heads. Sometimes he gives us an idea. So close your eyes and relax for a minute. (Pause.) What if you were never afraid of what other people thought of you. (Pause.) What if you always remembered that no matter what bad things happen, God is with you. (Pause.) What would you do this week if you always trusted that God would take care of you? (Pause.)
- **(Click to stop music)** Okay, open your eyes! The great thing is that we don't just have to imagine those things; we can actually do them, because our identity comes from God!
- **Say:** Remember, our identity is who we are, and how God made us. It's the special and unique way he designed us. And because he's a perfect and good creator, WE are good too.

WORSHIP

Main Goal: Close the lesson with prayer and worship.

- **Say:** We're going to watch a music video now that's all about how God made us exactly as he wants us to be: a GOOD and unique creation!
- **Music Video: Who I Am**
- **Say:** Now it's time to sing about trusting in God with all our heart!
- **Music Video: Trust in the Lord**
- **Pray:** God, thank you for creating us and giving us our own unique, special identity. We are loved, and we are good. Amen!



connect questions

How did God create us?
How did God make you unique?

lesson supplies

Connect Time			
Item	Usage	Details	Provided by
playdough	1 handful per kid, reused		site
Craft stick	2 per kid, reused	Oriental Trading, Item IN-13616717	KC Central
Pipe cleaner	2 per kid	Discount School Supply, Item PIPSET	KC Central

Small Group			
Item	Usage	Details	Provided by
White paper	1 per kid	8x11"	site
Ink pads	3 colors per group, reused	Discount School Supply #STAMPADS	KC Central
Fingerprint Example Page	2 per group, reused	Page 11, color, cardstock	site
Hand Wipes	1 per kid	Sams Club- Members Mark Premium Wipes	KC Central

Large Group		
Item	Usage	Details
Adventure Bible	1 per large group, reused	


A/V needs

3rd-5th

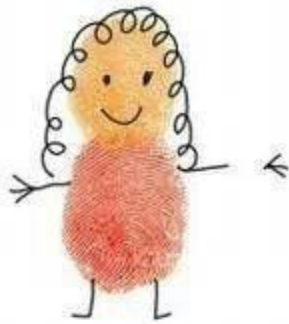


1. Song slide: for when kids enter the room (All that You Need instrumental; mp3 only; can be downloaded on website)
2. Video: What is Identity? (<https://vimeo.com/195824120>)
3. Image: Identity
4. Slide: Psalm 139:13-14 You created the deepest parts of my being. You put me together inside my mother's body. How you made me is amazing and wonderful. I praise you for that. What you have done is wonderful. I know that very well.
5. Video: God's Story / Creation (<https://vimeo.com/49018350>)
6. Video: Toy Story / Sid's Toys (0:00-0:55; <https://www.youtube.com/watch?v=YKzTjtdutCg>; bad quality clip, will get clip directly from DVD)
7. Song: Background music (KC/SM media videos songs>songs>itunes>insturmental)
8. Music Video: Who I Am (<https://vimeo.com/9860987>)
9. Music Video: Trust in the Lord (<https://vimeo.com/153815987>)

Fingerprint Art Examples



bird



girl



boy



monkey




mouse




cat




dog



pig




fish



candy



alien



bee



ladybug



frog



caterpillar