



# 3<sup>rd</sup> - 5<sup>th</sup>

February 4-5, 2017

DATE

David and Goliath

LESSON TITLE

1 Samuel 17

WHERE TO FIND IT

God rescues his family.

MAIN POINT

## schedule

**Connect Time (15 minutes):** Five minutes after the service begins, split kids into groups and begin their activity.

**Large Group (30 minutes):** Begin 20 minutes after the service starts. Model what it looks like to be engaged in large group.

**Small Group (15 minutes):** Keep kids in small groups until parents arrive. If you all have extra time at the end, you can review the video and songs together.

## tips

**\*Kids will receive a special comic book today, but they'll pick it up in the Kids' Club lobby, NOT from the rooms.**

## check-in/out

As kids leave, remind kids to pick up a **David and Goliath comic book** from Kids' Club today!

## large group heads up

Today, we're talking about David and Goliath and how God can help us with anything. Be prepared to share ways God has helped you face "giants" in your life.



## connect time

**GOAL:** *Connect Time is all about engaging kids in an activity that allows them to connect with each other right away while simultaneously piquing their curiosity for Large Group and preparing their minds for what they're going to hear.*

### MAKING GIANTS

- **Before starting Connect Time:**
  - Measure out a **9-foot-tall piece of tear-off paper** for each group (It's okay if it's not precise, just estimate!)
  - Draw a basic human figure that covers the length of each paper. It doesn't need any details, since kids will be doing that themselves (If there are enough leaders, they can each do this for their own group's paper.)
- **During Connect Time:**
  - Break into groups of **8- 10 kids** (It's okay if there's not a leader for each group) and give each group one of the **large tear-off sheets of paper** that were prepared.
  - Each group is going to create their own giant Goliath to prepare for today's story! Goliath was 9 feet tall, so our giants are 9 feet tall too!
  - Set out **markers** and let kids work together to create their Goliath.
  - Encourage them to get creative and use their imagination. They can make Goliath look any way they want! (With armor, weapons, special clothes, beard or no beard, long hair or short hair, mean-looking or nice-looking, etc. Make sure to give some of these suggestions beforehand to help kids get creative!)
  - Once kids are done, hang the "giants" on the walls with tape.

### TALK ABOUT IT

- What if you had to fight a 9-foot-tall giant? What would you do?
- What kinds of hard things do you have to do in real life? (At home, at school, etc.)

**Before you go to Large Group, you can ask kids how their week went. You can also remind kids of the expectations for Large Group behavior: (1) be kind, (2) listen when somebody speaks, and (3) follow the leader's instructions.**



## instructions

**Goal:** Kids will (1) understand that it was God who enabled David to kill Goliath and (2) recognize that we can trust God to deliver us too.

**Why?** Every kid here faces tough things—some in more extreme ways than others. It's important to learn at a young age that nothing is too tough for God.

**Tip:** Because the Super Bowl lesson is a longer than normal, there are multiple activities in today's small group. You may want to decide ahead of time which activities you want to do first, or which you'll have time for, etc.

## small group

### REVIEW THE STORY

1. Why was God's family scared? (Goliath and the Philistines wanted to fight them.)
2. Do you think David was scared? Why or Why not?
3. Why wasn't David afraid to fight Goliath? (He knew that God was with him and would give him strength.)
4. How did David beat Goliath? (Kids may refer to the five stones, but also push them toward recognizing that God made it possible.)
5. What big thing do you need God's help with?
6. *How* can we ask God for help? (Pray, spend time with him, ask him like we would ask a regular person!)

### MAKE IT PERSONAL

- **ASK:** After today's story, what kinds of words do you think David would use to describe God?
- **ASK:** What kind of words would YOU use to describe God? What kind of words describe how you know God in your own life? (Is he strong? Is he kind? Is he loving? Is he funny? Is he powerful?)
- Give each kid **5 stone images** and set out **markers**.
- Tell kids that each stone says the sentence, "**God is \_\_\_\_\_.**" They should fill in the blank space on each stone with a word that describes God, and helps them remember that he is a powerful and loving God who can do impossible things that no one else can do!
- Let kids cut out the stone images with **scissors**, and give everyone a **plastic baggie** to hold their stones. Tell kids that when they need help remembering that God can do anything, they can pull out these stones!

**\*Remind kids to pick up their special David and Goliath comic book from the lobby!**

(Continued on next page.)

### REMEMBER THE VERSE

- Help kids memorize **Philippians 4:13** with this activity! You'll need a **large sheet of tear-off paper**, **markers**, and **11 sheets of regular paper**.
- Write out the verse on the large sheet of tear-off paper, and make the words big: **Philippians 4:13 I can do all this through him who gives me strength.**
- Next, have kids read the verse together as a group. After they've read it once, put a piece of paper over one word in the verse. Now have them read the verse again, but they have to remember the word that's covered.
- Put a piece of paper on another word, and have them say the verse again, this time, with two words covered. Continue to put paper over another word each time, so that kids will start to memorize the missing words...and by the end, they'll know the whole verse!

*Extra time? Have kids do a verse relay race! Divide the group into 2 teams, and lay down a new sheet of tear-off paper. On your mark, have 1 kid from each team run to the paper and write down the first word of Philippians 4:13. Then, they have to run back to their team, tag the next person's hand, and that person then gets to go and write the next word of the verse. Continue until 1 teams finishes the verse!*

## special notes

The posters from Connect Time should be hung on the walls, so use them as a talking point while describing Goliath and his height!

## presenter tips

We don't want to only show how God can help us overcome anything (a common and applicable theme in this story); we also want to connect it to Jesus' rescue. At the end of today's lesson, make sure you point kids to Jesus: He took on way more than Goliath to rescue God's family!

## script

### WELCOME AND WORSHIP

**Main Goal:** Review Connect Time and introduce the lesson.

**Notes:**

**\*Click to play intro music.**

- **Welcome:** Hi everybody, welcome to Kids' Club! I'm so glad you're here today. Today, we're celebrating Super Bowl weekend! I bet you guys can guess what story we're talking about today from Connect Time....David and Goliath!
- **Ask:** Does anybody want to share with the group what YOU would do if a giant man wanted to fight you? (Let a few kids respond.) Thanks guys, great answers!
- **Say:** You also talked about OTHER hard things to do, things from *real* life. Let's imagine it right now. I want you to finish this sentence. Just finish it in you head for now, and then we'll share: "**If I wasn't afraid, I would \_\_\_\_\_.**" (*Give a personal example of what you would do!*)
- **Say:** Think about it for a second. Maybe you would tell your friends not to make fun of somebody at school. Maybe you would try out for soccer. Maybe you would go on a really big roller coaster that you've never been able to ride before!
- **Say:** Turn and tell a friend how you would finish your sentence: "If I wasn't afraid, I would \_\_\_\_\_." (Let kids turn and tell their friends—and you can ask kids to share.)
- **Say:** Sometimes we all struggle to find the courage to face things in our lives, right? Let's watch a movie clip from *Monsters Inc.*, where a monster is afraid of something really unexpected!

### MONSTERS INC

**Main Goal:** Watch a fun movie clip to help kids understand fear.

- **Video: Monsters Inc / Scare Test**
- **Ask:** So what scared that monster so badly? (Let kids respond: The kid screaming, getting hurt, etc.) Yep, and it was pretty funny! But in real life, we sometimes face hard things that aren't so funny, and we need God to help us overcome them.

### GOD'S FAMILY WAS SCARED

**Main Goal:** Understand the threat God's family was facing, and why they were so afraid!

- **Say:** Today we're going to hear a story about how God's family was also scared. There was a guy, a WARRIOR who wanted to attack them. (Point to the poster on the wall.) His name was Goliath. He was HUGE and horribly mean.
- **Say:** Goliath was part of an army called the Philistines. And every day for FORTY days, Goliath dared God's family to find somebody brave enough to fight him. And every day, God's family was too scared. Nobody would do it. Let's try to imagine why they were so scared...
- **Say:** See, (point to the poster on the wall again). Goliath was actually THIS tall in real life! Can I have a volunteer try to reach him? (Call on a kid.) Go ahead, stand up and see how high you can reach. See what it would feel like to have this guy standing over you, wanting to attack you.
- **Say:** Nobody—not even any of the soldiers—felt strong enough to fight Goliath! So they all just sat for 40 days while he made fun of them for being scared.

### GOD HELPS DAVID FIGHT GOLIATH

**Main Goal:** Understand how David was able to defeat Goliath—with God's help!

- **Say:** Lucky for God's family, he loves them more than anything! And he wanted to rescue them from this awful guy and the huge army that wanted to attack them. So God sent somebody *new* to the battlefield, somebody who wasn't afraid to fight Goliath.
- **Say:** This person's name was David. But what's crazy is, David was just a kid! He wasn't a soldier at all. He didn't even have a sword! Let's watch the story of David and Goliath, and I want you to see if you can figure out why David was NOT scared to fight.
- **Video: God's Story / David and Goliath**
- **Say:** So why wasn't David scared? (Let kids respond.) Yep, because God was with him. And God is more powerful than anything or anyone: he was definitely more powerful than Goliath!

**GOD HELPS DAVID FIGHT GOLIATH**

**Main Goal:** Understand how David was able to defeat Goliath—with God’s help!

- **Say:** Let’s look at what David said to Goliath:
- **Slide: I Samuel 17:45- You are coming to fight against me with a sword, a spear and a javelin. But I’m coming against you in the name of the LORD who rules over all. He is the God of the armies of Israel. He’s the one you have dared to fight against.**
- **Say:** David sounds pretty confident that God will help him! Even though Goliath had powerful weapons, and had scared all the other soldiers, David was fighting with help of God, who is more powerful than the biggest weapon we could imagine! He is strong enough to overcome any of our fears, and help us do all the things that we’re are afraid of.

**GOD ALWAYS RESCUES HIS FAMILY**

**Main Goal:** Look at the history of God’s family throughout the Bible, and how God rescued them in many different ways.

- **Say:** Not only that, but history shows us that God LOVES to rescue us.
  - **(Image: Red Sea)** This is when God rescued his family from slavery, and parted the Red Sea to help them escape!
  - **(Image: Gideon’s army)** This is when God helped his people win a huge battle, even though their army was way smaller than the enemy’s!
  - **(Image: Jesus)** And one day, many, many years later, God would send someone else—Jesus—to rescue us from ALL the wrong things in the world.
- **Say:** There are SO many more stories in the Bible about how God rescued his family. He has shown us time and time again that he will never abandon us, especially when we’re going through the hardest and scariest times in our lives.

**GOD DEFENDS US IN A DIFFERENT WAY**

**Main Goal:** Understand what it means when God “rescues” us, and how he doesn’t do it in the usual way!

- **Say:** The last thing David said to Goliath before he killed him was this:
- **Slide: I Samuel 17:47 The LORD doesn’t save by using a sword or a spear. And everyone who is here will know it. The battle belongs to the LORD. He will hand all of you over to us.**
- **Ask:** When it says that the Lord doesn’t save us by a *sword* or a *spear*, what does that mean? (Let kids speculate.) Yep, it means that he’s not going to use physical weapons to rescue us. He rescues us in different ways.
- **Say:** He comforts us when we’re hurting. He gives us strength to stand up for someone who’s being bullied. He even gives us courage to do things that scare us.



**RESPONSE TIME**

**Main Goal:** Give kids a chance to actively respond to what they've heard today.

- **Say:** Right now, let's think about something that WE need to be rescued from. Remember, being rescued doesn't just mean we're fighting a battle or we need to be saved from something dangerous. God can rescue us by helping us overcome whatever we're up against, whether it's something hard, or scary, or something that makes us really nervous.
- **Say:** So close your eyes, and think about that one thing you're facing right now. As you do, we're going to watch a video called "Child of the King". It's all about how we don't have to worry or be afraid, because our heavenly dad is a king, and he can rescue us from anything!
- **Music Video: Child of the King**
- **Say:** Remember, no matter WHAT big thing we face, we don't have to be afraid. Jesus fought the biggest battle of all: he died to rescue us from every single wrong thing in this world. One day, he'll re-create a perfect world for us to live in forever without fear or sadness or anything bad. Knowing we are loved and rescued can give us courage to face anything!

**WORSHIP**

**Main Goal:** Close the lesson with prayer and worship.

- **Pray:** (Invite someone up to pray for the group, thanking God for always being with us.)
- **Set up worship:** Everybody stand, and let's worship God for fighting for us, and rescuing us!
- **Music Video: Listen**





### connect questions

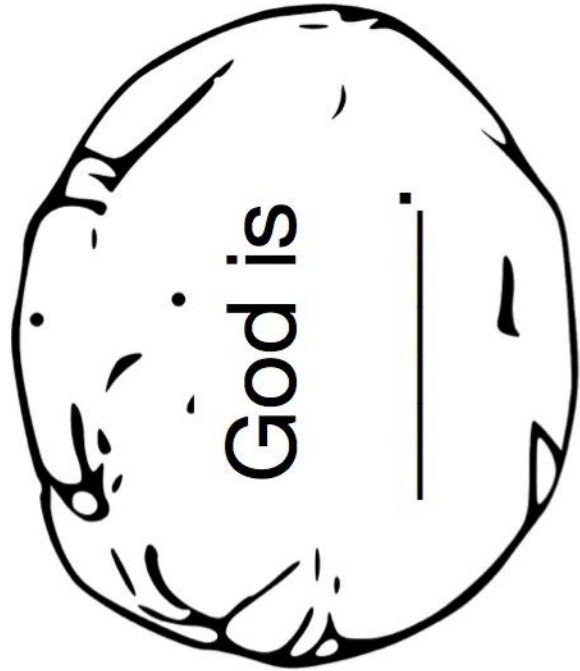

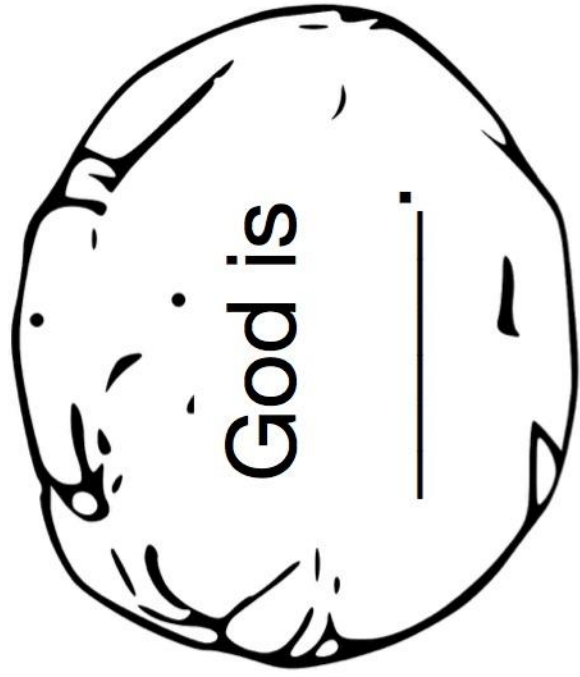

Tell me about David.  
How did God rescue his family?

### lesson supplies

Connect Time			
Item	Usage	Details	Provided by
Markers	1 set per group, reused		site
1 sheet of large tear-off paper	1 per group of 10 kids	9 feet long	site
Masking or Painters tape	1 roll per room		site

Small Group			
Item	Usage	Details	Provided by
Large sheet of tear-off paper	1 per group		site
White paper	11 per group	8.5x11	site
Stone image	5 per kid	Page 11, white paper, b&w, cut into quarter sheets	site
Scissors	1 set per group,		site
Markers	1 set per group		site
Sandwich sized ziplock	1 per kid		KC Central

Large Group		
Item	Usage	Details
Adventure Bible	1 per large group, reused	Site provided





1. Song slide: for when kids enter the room (All that You Need instrumental; mp3 only; can be downloaded on website)
2. Video: Monsters Inc / Scare Test (<http://www.brehmcenter.com/initiatives/reelspirituality/film/study-guides/monsters-inc-perfect-love-casts-out-fear>; Clip 1; 0:00-2:45)
3. Video: God's Story / David and Goliath (<https://vimeo.com/58572500>)
4. Slide: I Samuel 17:45- You are coming to fight against me with a sword, a spear and a javelin. But I'm coming against you in the name of the LORD who rules over all. He is the God of the armies of Israel. He's the one you have dared to fight against.
5. Image: Red Sea
6. Image: Gideon's Army
7. Image: Jesus
8. Slide: I Samuel 17:47 The LORD doesn't save by using a sword or a spear. And everyone who is here will know it. The battle belongs to the LORD. He will hand all of you over to us.
9. Music Video: Child of the King (<https://vimeo.com/191982147>)
10. Music Video: Listen (<https://vimeo.com/107752866>)