



3rd-5th

January 28-29, 2017

DATE

Jesus drives out a demon

LESSON TITLE

Mark 5:1-20

WHERE TO FIND IT

Jesus is greater than the enemy

MAIN POINT

schedule

Connect Time (15 minutes): Five minutes after the service begins, split kids into groups and begin their activity.

Large Group (30 minutes): Begin 20 minutes after the service starts. Model what it looks like to be engaged in large group.

Small Group (15 minutes): Keep kids in small groups until parents arrive. If you all have extra time at the end, you can review the video and songs together.

tips

Remind kids to invite their friends to the Super Bowl service next weekend! We're having our own epic service in Kids' Club, designed just for them.

check-in/out

Remind parents to encourage kids to invite their friends to Kids' Club next weekend for Super Bowl Weekend!

large group heads up

Today, we're talking about another miracle Jesus did: he drove demons out of a man! God's enemy wants to hurt us, but Jesus is WAY more powerful than the prince of this world (the devil).

connect time

GOAL: *Connect Time is all about engaging kids in an activity that allows them to connect with each other right away while simultaneously piquing their curiosity for Large Group and preparing their minds for what they're going to hear.*

TEST OF STRENGTH

**Divide kids into small groups.*

- Have kids stand in a circle, but spread out far enough so that they can stretch their arms out straight at their sides (as if measuring their wingspan...or making a lowercase "t" out of their bodies).
 - Round #1:
 - Stretch out arms
 - See how long they can hold it
 - Round #2:
 - Choose a partner
 - ONE person should stretch out his/her arms
 - The OTHER person should hold up their partner's arms
 - See how long they can hold it

TALK ABOUT IT

- What was hard about this? Why?
- Why was it easier to have a partner support your arms?

Before you go to Large Group, you can ask kids how their week went. You can also remind kids of the expectations for Large Group behavior: (1) be kind, (2) listen when somebody speaks, and (3) follow the leader's instructions.



instructions

Goal: Kids will (1) understand that we are in a battle against the enemy and (2) recognize that Jesus is stronger!

Why? God's enemy attacks us, so we need to be prepared for battle.

Tip: Kids can take their time creating shields, but the conversation that happens during craft time is really important. Make sure to facilitate discussion about any questions.

small group

REVIEW THE STORY

1. Who is God's enemy? (The devil/Satan)
2. Who does God's enemy attack? Why? (Us; because God loves us so much and wants us to be close to him!)
3. What miracle did Jesus do to free the man in today's story? (He drove the enemy out of the man and into the pigs. He rescued him!)
4. What did the man do next? (Went back to his family and told everyone what Jesus had done.)
5. Who got the glory for what happened? (Jesus)

MAKE IT PERSONAL

- Ask what a shield is for (Protects you in battle.) Say that we're going to make shields to remember that Jesus is our protector, and he's greater than any enemy attack!
- Give each kid **1 shield image** and **1 paper strip**. Set out **markers, scissors** and **tape**:
 - Tell kids to think of one way they need Jesus to help them fight the enemy. (It could be a wrong choice they're having trouble with, something hard or scary they're going through, etc.) Then, write/draw it in one of the blank spaces. They can also color and decorate the rest of the shield however they like.
 - Have kids cut out their shield.
 - Once kids are done drawing/cutting, help them tape the strip of paper to the back of their shield.

INVITATION

- Give each kid **1 invitation** and tell them to write the name of 1 friend on it. They can give this invitation to that friend, and invite them to come to Kids' Club for Superbowl Weekend!

(Continued on next page.)

Extra time? Split the kids into 2 teams. Give them 2-3 minutes to create a list of every miracle they've ever known Jesus to do (in the Bible or in real life). Have them compare lists; only each teams' unique answers count!

special notes

This story could be a little unsettling on the surface, but in actuality, it's quite comforting to remember that in a world full of brokenness and in the middle of a spiritual war, Jesus is stronger!

presenter tips

As you talk about Jesus defeating the enemy today, always bring it back to how he is ALWAYS victorious, no matter what.

script

WELCOME AND WORSHIP

Main Goal: Review Connect Time and introduce the lesson.

Notes:

**Click to play intro music.*

- **Welcome:** Hey everybody, welcome to Kids' Club! Great job during Connect Time, you all are pretty strong! But did you eventually have to relax your muscles and let go? (Let kids respond.) Why? (Let kids respond.) Yep, as strong as we are, we can't be strong forever. We get sore and tired!
- **Say:** Today we're going to talk about how Jesus showed HIS strength through an amazing miracle. Remember, a miracle is something amazing that *only* God can do. It shows us that He's stronger than all the brokenness in the world—the sickness, sadness, and death.
- **Say:** But first, let's play a game! We're going to call it "Name That Hero!" I'm going to show you a picture of someone, and you have to yell out who it is as quickly as you can! Then, you'll get to guess who the hero's worst enemy is. Ready? **(Click to show the image of the "hero" first and let kids yell out who it is. Then let kids guess who the villain is, and click to show the picture.)**
 - (Image: Luke Skywalker) / (Image: Darth Vader)
 - (Image: Elsa and Anna) / (Image: Prince Hans)
 - (Image: The Incredibles) / (Image: Syndrome)
 - (Image: Batman) / (Image: The Joker)
- **Say:** Great job guys; it looks like we're all pretty familiar with these heroic people, and the enemies they face!

GOD HAS AN ENEMY

Main Goal: Understand who Satan is, and why he is God's enemy.

- **Say:** There's a reason we're talking about enemies. This actually has something to do with God. See, God is obviously WAY different than a regular hero, like Luke Skywalker or Superman. He's stronger than anyone and everything, and he created the entire universe.
- **Say:** He's our loving dad, AND our powerful King. But he also has an enemy. Does anybody know who God's enemy is? (Let kids say: the devil, Satan.)
- **Say:** Yep. And Satan knows that God is WAY stronger than him. He could never beat God! Let's watch a short clip and hear a bit more about this. As you watch, try to figure out what the enemy wants us to do, more than anything else.
- **Video: God's Story Clip #1 / Armor of God**
- **Ask:** So what does the enemy want us to do? (Let kids respond.) That's right, he wants us to turn away from God. He doesn't want us to trust or follow Jesus, so he lies to us, and tries to make us believe God doesn't love us, just like he did with Adam and Eve.
- **Say:** Satan wants to be our king instead of God, but of course, God will never let that happen! So today, we're going to hear a story about a man who had completely turned toward the enemy...and how Jesus miraculously freed him!

A MAN IS CONTROLLED BY DEMONS

Main Goal: Introduce the story of a man who was controlled by demons; show how Jesus was not afraid to confront him!

- **Say:** The story starts with a man who had a pretty big problem. He didn't just give in to Satan's temptations now and then...he was completely turned toward the enemy. In the Bible, it says he was filled with demons. That sounds kind of weird, but basically, it means that he was listening to Satan's lies, and it caused him to make lots of wrong choices.
- **Say:** Because of this, he was miserable. He spent all day screaming and running around, and whenever somebody tried to tie him up or put him in chains, he broke free. He even hurt himself, because that's what the enemy wanted him to do. People were terrified and nobody would go near him!
- **Say:** One day, Jesus and his disciples got on a boat and sailed to the area where this guy was. When he they got off the boat, the wild man ran up to Jesus. The demons were controlling the man as he shouted, "JESUS, SON OF THE MOST HIGH GOD, WHAT DO YOU WANT WITH ME? PROMISE BEFORE GOD YOU WON'T HURT ME!"

JESUS DEFEATS THE ENEMY

Main Goal: Understand how Jesus defeated the enemy by sending the demons into a herd of pigs; show how Jesus loved the man, and didn't reject him!

- **Say:** Yikes! Can you guys imagine a wild man, who had probably not bathed or shaved in a long time, yelling like that right in front of you? What would YOU do if a guy like that ran up to you, fell on his knees, and shouted at you? **Turn and tell a friend what you would do.** (Let kids respond.)
- **Say:** Well, here's what Jesus did. He calmly spoke to the man, and wasn't afraid like other people. He knew that he had MUCH greater power than the enemy! So he told the demons that they had to go, and he made them leave the man....and go into a herd of pigs! Yikes!
- **Say:** What do you think the pigs did when that happened? (Let kids speculate.) They all went crazy, and rushed into a nearby lake, and drowned. And that meant that the man was finally free!
- **Ask:** Does anybody want to guess what the man did after Jesus freed him? (Let kids respond.) Let's look at a verse from the book of Mark, and find out.
- **Slide: Mark 5:19-20** But Jesus said, "Go home to your family, and tell them everything the Lord has done for you and how merciful he has been." So the man started off to visit the Ten Towns of that region and began to proclaim the great things Jesus had done for him; and everyone was amazed at what he told them.
- **Say:** The man was SO grateful to Jesus, that he went home to his family—and he started telling everyone what Jesus had done for him. Because he did that, other people learned who Jesus was, and they were amazed!

GOD FIGHTS FOR US TOO

Main Goal: Understand that we go through battles too, but God will always win!

- **Say:** You know, this story might sound weird, but it's actually really comforting! It shows us that no matter what we face, Jesus will always be stronger and more powerful. And because of that we don't have worry or be afraid of anything!
- **Say:** Let's watch the rest of the video clip we watched earlier, and find out some more about how God defeats the enemy. As you watch, pay attention to the different ways God helps us fight against the devil.
- **Video: God's Story Clip #2 / Armor of God**
- **Ask:** Do you think God gives us actual *metal* armor? (Let kids respond.) Nope, it's a way of saying that he gives us ways to fight off the enemy's attacks! He's given us the Bible, which is full of his truth, and he's given us the Holy Spirit, which helps us make right choices!

WE CAN INVITE OTHERS TO KNOW JESUS

Main Goal: Understand that we can tell others about Jesus just like the man in today's story, and one easy way is to invite them to Kids' Club!

- **Say:** See, God will never leave us alone to fight off the enemy's attacks. Just like Jesus and the man in today's story, God is always there, fighting right alongside us!
- **Say:** Just like the man told everyone what Jesus had done for him, WE can tell others too. One way to do that is to invite a friend to Kids' Club, and next week is the perfect time to do it! It's Super Bowl weekend, and we're going to have a really cool, extra-fun experience for you!
- **Say:** When you get to Small Group, you'll each get an invitation, and you'll have a chance to put someone's name on it. Then you can give it to that person and invite them to Kids' Club next week!

RESPONSE TIME AND WORSHIP

Main Goal: Give kids a chance to actively respond to what they've heard today. Close the lesson with prayer and worship.

- **Say:** Right now, let's take a minute to ask Jesus for help when the enemy is convincing us to make wrong choices, or listen to his lies. Close your eyes, and ask Jesus to fight alongside you, no matter what the enemy throws your way. (Pause.) Now tell him thank you for being stronger and more powerful than anyone or anything, so that we don't have to worry or be afraid. (Pause, then lead into prayer.)
- **Pray:** (Invite someone up to pray for the group, thanking God for always being with us.)
- **Set up worship:** Everybody stand, and let's worship God for fighting for us, and rescuing us!
- **Music Video: You Come in a Hurry**
- **Music Video: More Like You Are**

LESSON needs

3rd-5th

January 28/29, 2017



connect questions

How did Jesus show his power?

How can we fight against the enemy?

lesson supplies

Connect Time		
Item	Usage	Details
No supplies needed		


Small Group		
Item	Usage	Details
Markers	1 set per group, reused	supplied by Site
Scissors	1 set per group, reused	supplied by Site
Scotch Tape	1 roll per group, reused	supplied by Site
Invitation	1 per kid	Page 10, white cardstock, black & white, cut into quarter-sheets (from KC Central)
Shield page	1 per kid	Page 11, white cardstock, black & white (supplied by Site)
Cardstock Strip	1 per kid	2"x11" white cardstock (from KC Central)

Large Group		
Item	Usage	Details
Adventure Bible	1 per large group, reused	


_____,
would you like to
join me in Kids' Club?




_____,
would you like to
join me in Kids' Club?




_____,
would you like to
join me in Kids' Club?



_____,
would you like to
join me in Kids' Club?







1. Song slide: for when kids enter the room (All that You Need instrumental; mp3 only; can be downloaded on website)
2. Image: Luke Skywalker
3. Image: Darth Vader
4. Image: Elsa and Anna
5. Image: Prince Hans
6. Image: The Incredibles
7. Image: Syndrome
8. Image: Batman
9. Image: The Joker
10. Video: God's Story Clip #1 / Armor of God (0:00-1:09; <https://vimeo.com/75364291>)
11. Slide: Mark 5:19-20 But Jesus said, "Go home to your family, and tell them everything the Lord has done for you and how merciful he has been." So the man started off to visit the Ten Towns of that region and began to proclaim the great things Jesus had done for him; and everyone was amazed at what he told them.
12. Video: God's Story Clip #2 / Armor of God (1:10-3:09; <https://vimeo.com/75364291>)
13. Music Video: You Come in a Hurry (<https://vimeo.com/185495000>)
14. Music Video: Dance Laugh Love (<https://vimeo.com/153805634>)