



Kindergarten-2nd

January 14-15, 2017

DATE

Jesus' first miracle.

LESSON TITLE

John 2:1-11; Ephesians 4:32

WHERE TO FIND IT

Jesus shows God's power by turning water into wine.

MAIN POINT

schedule

Connect Time (15 minutes): Five minutes after the service begins, split kids into groups and begin their activity.
Large Group (30 minutes): Begin 20 minutes after the service starts. Model what it looks like to be engaged in large group.
Small Group (15 minutes): Keep kids in small groups until parents arrive. If you all have extra time at the end, you can review the video and songs together.

tips

Consistency is key when trying to manage lots of kids' behavior all at once. If you tell a few kids to be quiet, but not others, that will send a confusing message that not everyone has to listen! Make sure to be consistent.

check-in/out

As kids leave, remind them to tell their parents about their story bag!

large group heads up

Jesus was fully man but he was also fully God. That means he could do miracles! Today, we're learning about the very first miracle Jesus did: he turned water into wine at a wedding so people could keep celebrating!



connect time

GOAL: *Connect Time is all about engaging kids in an activity that allows them to connect with each other right away while simultaneously piquing their curiosity for Large Group and preparing their minds for what they're going to hear.*

THE GREAT RELAY

**You can split into small groups or play as one large group.*

- Split your group (small or large) into two equal teams and have each team form a line.
- Give each team **two bins**: Put one bin at the front of the line, and one at the back.
- Place **5 pom poms** into the bin at the front of each team. (The bin at the back should stay empty.)
- Give each kid a **spoon**.
- On your signal, the kid closest to the bin picks up a pom pom with his/her spoon and passes it to the next person in line—no hands; spoons only! This continues from person to person.
- When the pom pom has moved from the bin at the front to the bin at the back, the kid near the bin at the front takes another pom pom and repeats the process.
- If a kid drops the pom pom, he/she must pick it up, return it to his/her spoon, and try again.
- The goal is to move all the pom poms from one bin to the other.
- After kids have played for 10-15 minutes: Stop and determine which team won, or if neither team has completed the task, who's ahead. Then say, "*All or nothing: If one team, without touching the pom poms or the bin with their spoon, hands, or anything else, can make the pom poms appear back in the original bin, you win. No touching or even moving either bin or any of the pom poms.*" (This should, of course, be impossible.)
 - Once nobody can do it, say, "Looks like Team X is the winner!" (Referring to whichever team is ahead.)
 - Line up for Large Group

***Pom poms, bins, and spoons will be reused for subsequent services.**

TALK ABOUT IT

- What was hard about that game?
- What's the hardest thing you've had to do recently?

Before you go to Large Group, you can ask kids how their week went. You can also remind kids of the expectations for Large Group behavior: (1) be kind, (2) listen when somebody speaks, and (3) follow the leader's instructions.



instructions

Goal: Kids will (1) retell the story of Jesus' first miracle and (2) recognize that a miracle is something amazing that only God can do.

Why? It's pretty incredible that Jesus' first miracle was something as "unnecessary" as creating more wine for a wedding. Kids may not understand how this story reveals Jesus' love for us, but if they know the story well, they can piece it together as they get older.

Tip: Write kids' **names** on the story bags ahead of time.

small group

REVIEW THE STORY

1. When Jesus went to a wedding, what did they run out of? (Wine)
2. How did Jesus help the people at the party? (He turned water into wine!)
3. What's a miracle? (Something impossible that only God can do.)
4. How did Jesus do this miracle? (Through God's power! We don't know exactly how, we just know only God has the power to do miracles!)
5. WHY did Jesus do this miracle? (To show God's power, and to help people continue celebrating.)
6. What other miracles did Jesus do in his life? (Healed people of sickness, calmed the storm, raised people from the dead.)
7. How can God show us his power today? (He helps us do hard things, he comforts us, he heals us, he provides what we need, etc.)

MAKE IT PERSONAL

- Give each kid a **brown paper bag** and a **story sticker**.
- Kids are making story bags to retell the story of Jesus' first miracle. Go through the story with kids first, holding up each item as a "prop." Then go through it a second time, distributing items as you go. If you have time, review the story a third time—and even act it out together! Repetition will help kids remember it.
 - **Jingle bell:** Jesus went to a wedding (Jingle the wedding bells. Maybe even hum "Here Comes the Bride" for effect.)
 - **Empty cup:** The bride and groom and everybody else ran out of wine! (Show kids the empty cup. Turn it upside down and appear distressed at its emptiness.)

(Continued on next page.)

- **Water/wine image:** Jesus turned water...into wine! (On the card with the picture of a glass of water, color the liquid red. When you hand cards out to kids, let them color the water red too.)
- **Smiley face ring:** There was enough wine for all the guests, so everyone could celebrate again!
- **Lightbulb image:** God's glory and power shined like a lightbulb, so that other people could see and believe in him! (Read inside the lightbulb image: "Jesus showed God's glory!")

*Extra time? Give kids a **coloring page**, then let kids play the **Connect Time relay game** again!*

special notes

Today's lesson all about setting up Jesus' ministry here on earth, and how it all started with a party!

presenter tips

Here's a link to today's video:

Jesus turns water into wine:

<https://vimeo.com/112688837>

script

WELCOME AND INTRO

Main Goal: Review Connect Time and introduce the lesson.

Notes:

***Click to play intro music.**

- **Say:** Hi everybody! Welcome to Kids' Club. I'm so happy to see you. Great job to all our teams on the relay game, that looked pretty hard!
- **Say:** We told you at the end that you could win IF you made the pom poms in one bin magically appear in another. Did anybody do it? (Let kids respond.) Nope, that would be impossible! It would be like doing a magic trick. Has anybody ever seen a magic trick before? (Let kids respond.) Let's check one out right now!
- **Video: Magic Trick Clip #1**
- **Say:** That was pretty cool! It seems impossible, but somehow, he did it. Anybody want to guess how? (Let kids respond.) Let's watch a bit more, and maybe we'll find out...
- **Video: Magic Trick Clip #2**
- **Ask:** So, how did he make the ball disappear? (Let kids respond.) Yep, he was hiding it in his hand. At first, it probably seemed impossible for a guy to make a ball REALLY disappear. But in the end, it was just a trick.
- **Ask:** Do you know who CAN do things that are impossible for us? (Let kids say: God/Jesus). Yep, God! And when God does something that's impossible for us to do, it's not a silly magic trick. It's called a MIRACLE. Can you say, "miracle"? (Let kids respond.) Good job!

JESUS GOES TO A WEDDING

Main Goal: Understand what weddings were like in Jesus' time.

Notes:

- **Ask:** Now, when God does miracles, do you think he goes around doing silly tricks like in that video? (Let kids respond.) Nope. But He DOES do miracles that show everybody his incredible power. And when God sent his son, Jesus, as our Rescuer, he gave him the power to do miracles too.
- **Say:** We're going to hear about his very first miracle today, and it might surprise you! It starts when Jesus went to a place called Cana. Can you guys say, "Cana"? (Let kids say it.) Great job!
- **(Image: Wedding)** Jesus went to Cana to attend a wedding. Have any of you been to a wedding? (Let kids respond.) Nowadays, weddings usually last for a few hours, and there's cake, celebrating, lots of pictures, and maybe even dancing!
- **Say:** But back when Jesus was in Cana, weddings were a little different. They lasted a long time, usually *several* days. They would need a lot of food and drink--maybe enough to last for a whole week!
- **(Image: Water containers)** When the guests entered, there would be BIG containers of water, like this. They were as big as a bathtub! And since it was dusty and dirty out, people at the wedding would wash their feet in the water. Then they'd go into the wedding and have a good time.

JESUS TURNS WATER INTO WINE

Main Goal: Understand why and how Jesus turned water into wine at the wedding!

Notes:

- **Say:** Well, at this wedding, there was a big problem. The bride and groom ran out of wine, which is kind of like grape juice for grown-ups. This might not seem like a big deal, but it means that there would be nothing to drink, and the bride and groom would have been so embarrassed!
- **Say:** Well Jesus decides that this wedding is a great place to show how powerful God is. Let's watch a video to see what happens! As you watch, try to figure out the miracle that Jesus does.
- **Video: Jesus Turns Water Into Wine**
- **Ask:** So what did Jesus do to the water? (Let kids respond.) Yep, he turned the water into wine! Do you remember what He told the people to do first? (Let kids say: He told people to fill up the washing jars and then put the water into a cup. When it was in the cup, it turned into wine! There's no "clear" explanation though.)

**ONLY GOD CAN DO
MIRACLES**

Main Goal: Understand that Jesus did this miracle to show God's power, and it was completely real!

Notes:

- **Say:** Now we really don't know exactly how Jesus did it. But we do know that the yucky water from the basins, like old bathtub water, was put into cups and became delicious wine. And because of that, everybody could keep on celebrating, because Jesus **LIKES** it when we celebrate with family and friends!
- **Ask:** Was this was some kind of trick, like in the video we watched earlier? (Let kids respond.) No way! Jesus was able to do it because he's God's son, and only **GOD** has the power to turn water into a completely different drink!
- **Ask:** Now let's think. If you were at that wedding, and you saw Jesus do something so amazing like that, what would you be thinking? (Let kids respond.) Yep, you would be amazed, and think that Jesus must be pretty powerful! Let's look at a verse that tells us **WHY** Jesus did it.
- **Slide: John 2:11 That was the first of Jesus' miraculous signs. He did it at Cana in Galilee. Jesus showed his glory by doing it. And his disciples put their faith in him.**
- **Say:** "*Jesus showed his glory.*" Let's all say that together! (Lead kids in repeating, "Jesus showed his glory.") That means Jesus wanted to show other people how powerful God is, so that others would believe in him.

**JESUS' POWER IS REAL
TODAY**

Main Goal: Understand that Jesus continued doing miracles throughout his life, and he still does them today!

Notes:

- **Ask:** Now was this the end of Jesus' miracles? Did he decide that was enough? (Let kids respond.) Nope! Jesus did many, many more miracles throughout his life!
 - **(Image: Jesus heals)** He healed people of their sickness.
 - **(Image: Jesus calms the storm)** He calmed an entire storm just by telling it to stop!
 - **(Image: the cross)** Jesus even raised people from the dead, and he himself came back to life after he died for us on the cross.
- **Ask:** Do you think Jesus still does miracles **TODAY**? (Let kids respond.) Yes! He still does amazing things that **ONLY** God can do. Jesus wants to show us that he's powerful enough to rescue us from all the wrong things in the world. And that's something only He can do.

RESPONSE TIME

Main Goal: Give kids a chance to actively respond to what they've heard today.

- **Say:** Right now, let's think about how WE'VE seen God's power. Maybe we haven't seen Jesus turn water into wine, but I bet we've seen him do other things. Jesus might have comforted us when we were sad or scared, provided us with what we needed, or maybe even healed us of sickness and hurt!
- **Say:** We're going to sit and watch a music video, and as you listen, think about how God has show his power to you. Think about the times when He helped you do big things, and how he does amazing things everyday, like making the world go round!
- **Music Video: Round and Round**

PRAYER AND WORSHIP

Main Goal: Close the lesson with prayer and worship.

- **Say:** Now it's time to stand up and worship Jesus for all the amazing miracles he's done!
- **Music Video: More Like You Are**
- **Pray:** Ask somebody to pray and thank God that Jesus did a miracle in Cana—and that he STILL does miracles!

Dismiss kids to small groups.



connect questions

Tell me about Jesus' first miracle.
Why did Jesus change water into wine?

lesson supplies

Connect Time-			
Item	Usage	Details	Provided by
Plastic spoon	1 per kid, reused		KC Central
Plastic Bin	2 per small group, reused		site
Pom Poms	5 per small group, reused	Oriental Trading (IN-57/8006)	KC Central

Small Group			
Item	Usage	Details	Provided by
Coloring Page- Bread & Wine	1 per kid	Page 10, white paper	site
Markers	1 set per group, reused		site
Brown Paper Lunch Bag	1 per kid		KC Central
Story Bag Sticker	1 per kid	Page 11, Avery 6874, color	KC Central
Jingle Bell	1 per kid	Oriental Trading (IN-57/9022)	KC Central
Dixie Cup	1 per kid	3oz	KC Central
Water/Wine Image	1 per kid	Page 12, white cardstock, black & white, cut into quarter-sheets	KC Central
Smiley Face Ring	1 per kid	Oriental Trading (IN 24/1164)	KC Central
Lightbulb Image	1 per kid	Page 13, white cardstock, color, cut into quarter-sheets	KC Central

Large Group			
Item	Usage	Details	Provided by
Bible	1 per large group, reused	Adventure Bible for Early/Younger Readers	site

name



s STORY BAG

The items in this bag will help me tell the story of Jesus' first miracle. Ask me about it!

1. Jesus went to a wedding
2. The bride, groom and everybody else ran out of wine. Oh no!
3. Jesus turned water...into wine!
4. There was enough for everyone. Yay!
5. God's power and glory shone brightly because of what Jesus did!

*You can read this story together in John 2:1-11.

s STORY BAG

The items in this bag will help me tell the story of Jesus' first miracle. Ask me about it!

1. Jesus went to a wedding
2. The bride, groom and everybody else ran out of wine. Oh no!
3. Jesus turned water...into wine!
4. There was enough for everyone. Yay!
5. God's power and glory shone brightly because of what Jesus did!

*You can read this story together in John 2:1-11.

s STORY BAG

The items in this bag will help me tell the story of Jesus' first miracle. Ask me about it!

1. Jesus went to a wedding
2. The bride, groom and everybody else ran out of wine. Oh no!
3. Jesus turned water...into wine!
4. There was enough for everyone. Yay!
5. God's power and glory shone brightly because of what Jesus did!

*You can read this story together in John 2:1-11.

s STORY BAG

The items in this bag will help me tell the story of Jesus' first miracle. Ask me about it!

1. Jesus went to a wedding
2. The bride, groom and everybody else ran out of wine. Oh no!
3. Jesus turned water...into wine!
4. There was enough for everyone. Yay!
5. God's power and glory shone brightly because of what Jesus did!

*You can read this story together in John 2:1-11.

s STORY BAG

The items in this bag will help me tell the story of Jesus' first miracle. Ask me about it!

1. Jesus went to a wedding
2. The bride, groom and everybody else ran out of wine. Oh no!
3. Jesus turned water...into wine!
4. There was enough for everyone. Yay!
5. God's power and glory shone brightly because of what Jesus did!





*You can read this story together in John 2:1-11.

s STORY BAG

The items in this bag will help me tell the story of Jesus' first miracle. Ask me about it!

1. Jesus went to a wedding
2. The bride, groom and everybody else ran out of wine. Oh no!
3. Jesus turned water...into wine!
4. There was enough for everyone. Yay!
5. God's power and glory shone brightly because of what Jesus did!

*You can read this story together in John 2:1-11.





A/V needs

Kindergarten-2nd



1. Song slide: for when kids enter the room (All that You Need instrumental; mp3 only; can be downloaded on website)
2. Video: Magic Trick Clip #1 (0:00-0:21; <https://www.youtube.com/watch?v=RCp8XmiZvek>)
3. Video: Magic Trick Clip #2 (0:22-1:23; <https://www.youtube.com/watch?v=RCp8XmiZvek>)
4. Image: Wedding
5. Image: Water containers
6. Video: Jesus Turns Water Into Wine (<https://vimeo.com/112688837>)
7. Slide: John 2:11 That was the first of Jesus' miraculous signs. He did it at Cana in Galilee. Jesus showed his glory by doing it. And his disciples put their faith in him.
8. Image: Jesus Heals
9. Image: Jesus calms the storm
10. Image: The Cross
11. Music Video: Round and Round (<https://www.youtube.com/watch?v=WfCAmYe6p3Y&feature=youtu.be>)
12. Music Video: More Like You Are (<https://www.youtube.com/watch?v=CzLAlrfOslo&feature=youtu.be>)