

Preschool

crossroads

kids'
club

January 14-15, 2017

DATE

Jesus' first miracle.

LESSON TITLE

John 2:1-11

WHERE TO FIND IT

Jesus shows God's power by turning water into wine.

MAIN POINT

schedule

First 10 minutes of the service hour:

Engage kids in cooperative play activities to help them connect to other kids

Next 5 minutes: Connect Time

Next 25 minutes: Large Group

Last 25 minutes: Snack and Small Group

tips

Consistency is key when trying to manage lots of kids' behavior all at once. If you tell a few kids to be quiet, but not others, that will send a confusing message that not everyone has to listen! Make sure to be consistent.

check-in/out

As kids leave, remind them to tell their parents about their story bag!

large group heads up

Jesus was fully man but he was also fully God. That means He could do miracles! Today, we're learning about the very first miracle Jesus did: he turned water into wine at a wedding so people could keep celebrating!

connect time

GOAL: *Connect time is all about engaging kids in a short, interactive game to prepare them for Large Group.*

- **Clean up! (10 minutes after the service start time, when you get the 5-minute warning from the presenter)**
- Line Up
- As kids line up, play a game of “Simon Says” and lead the kids in some simple actions:
 - Touch your toes
 - Spin around
 - Clap three times
 - High five a friend
 - Sit on the ground
 - Stand back up
 - Jump twice, etc.—whatever you want! But as you finish, move into several calmer moves, like tip-toeing, whispering, freezing perfectly still, etc.

As you walk into Large Group, encourage kids to put on their listening ears! Remind them that HOPS will be showing us how we should act in Large Group, so we have to listen!



instructions

Goal: Kids will (1) retell the story of Jesus' first miracle and (2) recognize that a miracle is something amazing that only God can do.

Why? It's pretty incredible that Jesus' first miracle was something as "unnecessary" as creating more wine for a wedding. Kids may not understand how this story reveals Jesus' love for us, but if they know the story well, they can piece it together as they get older.

Tip: Write kids' **names** on the story bags ahead of time.

small group

REVIEW THE STORY

1. Where did Jesus go in today's story? (A wedding/party/celebration.)
2. When Jesus went to a wedding, what did they run out of? (Wine/Juice)
3. How did Jesus help the people at the party? (He turned water into wine!)
4. Can WE do miracles? (No!) Can GOD do miracles? (Yes! Only God/Jesus can do miracles/impossible things!)
5. What's a miracle? (Something impossible that only God can do. Kids probably won't remember this on their own, so have them repeat after you: Only God does miracles!)
6. Can Jesus still do miracles today? (Yes!)

MAKE IT PERSONAL

- Give each kid a **brown paper bag** and a **story sticker**.
- Kids are making story bags to retell the story of Jesus' first miracle. Go through the story with the kids first, holding up each item as a "prop." Then go through it a second time, distributing items as you go. If you have time, review the story a third time—and even act it out together! Repetition will help kids remember it.
 - **Jingle bell:** Jesus went to a wedding (Jingle the wedding bells. Maybe even hum "Here comes the bride" for effect.)
 - **Empty cup:** The bride and groom and everybody else ran out of wine! (Show kids the empty cup. Turn it upside down and say, "Oh no! There's nothing to drink!")
 - **Water/wine image:** Jesus turned water...into wine! He did a miracle that no one could ever do!
 - **Smiley face ring:** There was enough for all the guests to drink, so everyone could celebrate again! Yay! (If you want, turn on music to celebrate!)

(Continued on next page.)

*Extra time? Have kids do a **coloring sheet**. After that, play some more Simon Says!*

special notes

It may seem a bit strange to use the term “wine” in a preschool lesson, but we want to keep it Biblically accurate. There’s no need to explain the term in-depth, just that it’s a part of Jesus’ very first miracle!

presenter tips

Here’s a link to today’s video:

Jesus turns water into wine:
<https://vimeo.com/112688837>

script

WELCOME AND INTRO

Main Goal: Review the beginning of God’s story and rescue plan.

Notes:

- ***Click to play intro music.**
- **Say:** Hi Friends! Welcome to Kids’ Club. I’m _____ and I’m really glad you’re here today. Before we get started, I want you to meet my friend HOPS.
- **Video: HOPS Put your listening ears on!**
- **Say:** (Holding up the **Bible**.) *This* is God’s story. Out of all the stories in the world, this is the most important. Do you know what it’s called? (Let kids respond “the Bible.”) That’s right, the Bible! It’s God’s Rescue plan. It shows us how He rescued us from all the wrong things in the world.
- **Say:** In the beginning, God made the whole world and everything in it. He created the sun and the moon, the water and the land, the plants and the animals, and people like you and me! Everything was good. Give me a big thumbs up! (Let kids respond. Then change your tone.)
- **Say:** But THEN, something bad happened. Adam and Eve disobeyed God, and all the wrong things came into the world. Things like sadness and death. Show me your sad face. (Let kids respond.)
- **Say:** Even though Adam and Eve disobeyed God, God loved them anyway! He planned a great rescue so that Adam and Eve, and you and me, could be close to God again! Do you know who the Rescuer is? (Let kids say: Jesus!)

JESUS GOES TO A WEDDING

Main Goal: Understand that Jesus liked to celebrate and go to parties, just like us!

- **Say:** We've talked about how Jesus was a kid just like us! He did all sorts of things like play with toys and eat his dinner and probably even get ouchies sometimes when he fell down!
- **(Image: Party)** He also celebrated with his family and friends! Raise your hand if you've ever been to a birthday party or maybe a party for Christmas or Thanksgiving (Let kids respond.) Well guess what? Jesus went to birthday parties and celebrations too! In fact, today, we're going to hear a story about a time when Jesus went to a wedding.
- **Say:** At this wedding, Jesus did something called a miracle. Can you guys say "miracle"? (Let kids say: Miracle.) Great job! A miracle is something only GOD can do. And since Jesus was God's Son, he did many miracles.

JESUS DOES HIS FIRST MIRACLE

Main Goal: Understand Jesus' first miracle: Turning water into wine!

- **Say:** Today, we're going to find out what his first miracle was! First, let's see what happened when Jesus went to the wedding!
- **Video: Jesus Turns Water into Wine Clip #1**
- **Say:** That party looked pretty fun! They were eating food and drinking wine, which is a type of juice for grownups. But then, something bad happened....the wine ran out! So now, they didn't have anything to drink at their party! Say, "Oh no!" (Let kids respond.)
- **Say:** Now let's watch and see what Jesus tells the servants to do next!
- **Video: Jesus Turns Water into Wine Clip #2**
- **Say:** Hmm, that seems a little silly! I wonder why Jesus wanted them to fill up those big jars with water! Let's watch one last clip, and see what happens to the water!
- **Video: Jesus Turns Water into Wine Clip #3**
- **Say:** Wow! Jesus did something amazing! He took, plain old dirty water, and he changed it into yummy wine. Then everybody could keep on celebrating, because Jesus likes it when we celebrate with our family and friends!

ONLY GOD CAN DO MIRACLES

- **Say:** Do you think regular people could have done that to the water? (Let kids say: No!) Nope. That's because only GOD has the power to turn water into a completely different drink! Everybody say, "It's a miracle!" (Let kids say it.)

**ONLY GOD CAN DO
MIRACLES (Cont.)**

Main Goal: Understand that nobody can do miracles, only God can!

- **Say:** Let's hold up one finger, because this was Jesus' FIRST miracle! (Let kids hold up one finger.) After that, He started doing a lot more miracles, like helping sick people feel better and feeding people who were hungry and even making dead people come back to life. And guess what? Jesus can still do miracles today for you and me! Pretty cool, huh?
- **Ask:** Do you think Jesus still does miracles today? (Let kids respond: Yes!) He sure does! He does amazing things all the time, that ONLY God can do.

WRAP UP AND WORSHIP

Main Goal: Help kids interact through prayer and worship!

- **Pray (Breaking it into small, repeatable phrases):** Hi God! We're so glad that you do miracles. We love you! Aaaa-men!
- **Set up worship:** Let's show Jesus how happy we are that he came to the world to rescue us, and do amazing miracles! Let's stand up and worship!
- **Music Video: Jesus Loves Me**
- **Song: Thank You Lord**
- **Music Video: Whole Wide World**

Dismiss kids to small groups.



connect questions

Tell me about Jesus' first miracle.
How did Jesus show his power?

lesson supplies

Connect Time- "Simon Says" game

Item	Usage	Details	Provided by
No supplies needed.			

Small Group

Item	Usage	Details	Provided by
Coloring Page- Bread & Wine	1 per kid	Page 9, white paper	site
Markers	1 set per group, reused		site
Brown Paper Lunch Bag	1 per kid		KC Central
Story Bag Sticker	1 per kid	Page 10, Avery 6874, color	KC Central
Jingle Bell	1 per kid	Oriental Trading (IN-57/9022)	KC Central
Dixie Cup	1 per kid	3oz	KC Central
Water/Wine Image	1 per kid	Page 11, white cardstock, black & white, cut into quarter-sheets	KC Central
Smiley Face Ring	1 per kid	Oriental Trading (IN 24/1164)	KC Central

Large Group

Item	Usage	Details	Provided by
Bible	1 per large group, reused	Jesus Storybook Bible	site

name



s STORY BAG

The items in this bag will help me tell the story of Jesus' first miracle. Ask me about it!

1. Jesus went to a wedding
2. The bride, groom and everybody else ran out of wine. Oh no!
3. Jesus turned water...into wine!
4. There was enough for everyone. Yay!

*You can read this story together in John 2:1–11.

s STORY BAG

The items in this bag will help me tell the story of Jesus' first miracle. Ask me about it!

1. Jesus went to a wedding
2. The bride, groom and everybody else ran out of wine. Oh no!
3. Jesus turned water...into wine!
4. There was enough for everyone. Yay!

*You can read this story together in John 2:1–11.

s STORY BAG

The items in this bag will help me tell the story of Jesus' first miracle. Ask me about it!

1. Jesus went to a wedding
2. The bride, groom and everybody else ran out of wine. Oh no!
3. Jesus turned water...into wine!
4. There was enough for everyone. Yay!

*You can read this story together in John 2:1–11.

s STORY BAG

The items in this bag will help me tell the story of Jesus' first miracle. Ask me about it!

1. Jesus went to a wedding
2. The bride, groom and everybody else ran out of wine. Oh no!
3. Jesus turned water...into wine!
4. There was enough for everyone. Yay!

*You can read this story together in John 2:1–11.

s STORY BAG

The items in this bag will help me tell the story of Jesus' first miracle. Ask me about it!

1. Jesus went to a wedding
2. The bride, groom and everybody else ran out of wine. Oh no!
3. Jesus turned water...into wine!
4. There was enough for everyone. Yay!





*You can read this story together in John 2:1–11.

s STORY BAG

The items in this bag will help me tell the story of Jesus' first miracle. Ask me about it!

1. Jesus went to a wedding
2. The bride, groom and everybody else ran out of wine. Oh no!
3. Jesus turned water...into wine!
4. There was enough for everyone. Yay!

*You can read this story together in John 2:1–11.





1. Song slide: for when kids enter the room (All that You Need instrumental; mp3 only; can be downloaded on website)
2. HOPS: Put your listening ears on!
(<https://www.youtube.com/watch?v=FhSEtbtZBg0&feature=youtu.be>)
3. Image: Party
4. Video: Jesus Turns Water into Wine Clip #1 (0:00-0:36; <https://vimeo.com/112688837>)
5. Video: Jesus Turns Water into Wine Clip #2 (1:21-1:46; <https://vimeo.com/112688837>)
6. Video: Jesus Turns Water into Wine Clip #3 (2:09-2:22; <https://vimeo.com/112688837>)
7. Music Video: Jesus Loves Me (<https://vimeo.com/44164426>)
8. Song: Thank You Lord (KC/SM media videos songs>songs>songs with slides)
9. Music Video: Whole Wide World (<https://vimeo.com/75339448>)