



3rd - 5th

November 12-13, 2016

DATE

Shadrach, Meshach and Abednego

LESSON TITLE

Daniel 3

WHERE TO FIND IT

God goes through hard things with us.

MAIN POINT

schedule

Connect Time (15 minutes): Five minutes after the service begins, split kids into groups and begin their activity.

Large Group (30 minutes): Begin 20 minutes after the service starts. Model what it looks like to be engaged in large group.

Small Group (15 minutes): Keep kids in small groups until parents arrive. If you all have extra time at the end, you can review the video and songs together.

tips

At the end of the hour, don't be afraid to keep kids in Small Group, even if they've finished the activity! Check out the "Extra Time" options at the end of the Small Group time for ideas about how to keep kids engaged if the service runs extra long. It's always a win if parents see their kids actively participating in Small Group when they pick them up!

check-in/out

As kids leave, ask them about their sculptures and what they wrote/drew on them!

large group heads up

Shadrach, Meshach and Abednego were three guys who trusted God during a really hard time. They knew that God would be with them no matter what, even inside a fiery furnace! Today we'll see that when we go through hard things, God will always be there alongside us too.



connect time

GOAL: *Connect Time is all about engaging kids in an activity that allows them to connect with each other right away while simultaneously piquing their curiosity for Large Group and preparing their minds for what they're going to hear.*

GO FISH

- Split kids into **2 groups** and number each team (#1 and #2). (If you have an extra large group, you can divide into more than 2 groups.)
- Give each kid a **Go Fish card**.
- Have the groups stand on the edges of an open space and set a **chair** in front of each team. Also, put a **chair** in the middle of the room. This chair is home base.
- Tell kids that we're going to play "Go Fish." Each team will take turns asking the other team if they have a certain card. For example:
 - A kid on Team 1 yells out, "*Team 2, do you have any...goldfish?*" If anyone on Team 2 has a goldfish card, he/she has to run to home base and then back to his/her team (behind the team's chair) before being tagged by a member of Team 1. If the kid gets tagged, he/she has to join Team 1.
 - If there are no team members with a goldfish card, then the team that's doing the calling gets to yell, "Go fish!" and *all members* of Team 2 have to run to home base without getting tagged by Team 1.
 - Make sure that each team is letting kids **take turns** calling out cards to the other team.
- Play the game for 10-15 minutes, or until one of the teams has ALL members! If one team gets all kids in a short amount of time, start over and play again!
- Remind kids to tag *gently*—no hitting, slapping or tackling allowed!

TALK ABOUT IT

- How did your team have to work together to get more members?
- What do you get nervous or worried about?

Before you go to Large Group, you can ask kids how their week went. You can also remind kids of the expectations for Large Group behavior: (1) be kind, (2) listen when somebody speaks, and (3) follow the leader's instructions.



instructions

Goal: Kids will (1) understand that Shadrach, Meshach and and Abednego trusted and followed God, even when facing something scary, (2) God rescued them and was with them through the hardest time in their lives, and (3) recognize that God goes through hard things with us too!

Why? Trials are a part of everyone's life, but we can have peace knowing that God will never let us go through them alone.

Tip: Make an example of the Small Group craft ahead of time! It will make teaching the craft easier, and will help kids visualize, and get more excited to make it themselves!

small group

REVIEW THE STORY




1. What did King Nebuchadnezzar command? (Everyone had to bow down and worship a giant golden statue.)
2. How did Shadrach, Meshach and Abednego follow God instead? (They refused to bow down to the statue, even if it meant being thrown in the furnace; they trusted that God would protect them.)
3. What happened when the King threw them in the fiery furnace? (God/an angel of the Lord appeared and stayed with them in the furnace; they were protected from the fire.)
4. What kind of "fire" have you been through, or are going through right now? What's one hard thing that you're facing?
5. What hard thing did Jesus go through to rescue us? (He died on the cross to rescue us from all the wrong things in the world.)

MAKE IT PERSONAL

- Give each kid **2 " "** templates:
 - 1 template has blank spaces on each side. Tell kids to think of a hard thing (or multiple hard things) that they're facing right now (it could be something at home, school, with friends, etc.) Next, write down a prayer in 1 or more of the spaces, asking God to be with you as you face that thing. Kids could also draw a picture, if that's more helpful for them!
 - 1 template has a verse on both sides. As a group, read the verse out loud. Remind kids that we will always face "fiery furnaces" or hard things, like what they've just written/drawn, but God will be there with us through it all.

(Continued on next page.)

- Set out **scissors** and tell kids to cut on the dotted line on each template (But don't go past the dotted line!)
- Next, kids should fit the templates together like this:



- Make an example to show kids as you explain how to put it together.
- The 2 templates now make a standing sculpture that kids can decorate further if they want! They can also use scissors to cut parts of it into a new shape, etc.

Extra time? Pass out the cards from Connect Time and play another round of Go Fish!

special notes

The KC Raps video is a fresh new take on telling God's Story. If it will help kids to grasp it better, feel free to play it twice!

presenter tips

Today we're watching a video from our brand new series, Kids' Club Raps! Watch it here:

<https://vimeo.com/179786601>

script

WELCOME AND WORSHIP

Main Goal: Review Connect Time and actively worship.

Notes:

***Click to play intro music.**

- **Welcome:** Hi everybody! Welcome to Kids' Club. We're so glad to have you here! You all did a great job playing that crazy version of Go Fish. What did you have to do to win the game? (Let kids respond.) Yeah, get as many members over to your team as possible. You worked together to try and tag people!
- **Ask:** What if each of you had to work *alone*, and you had to try and get everyone else in the room on your own little team, without any help from others? How would that go? (Let kids respond.) Yeah, that would be SO much harder! It would probably be weeks before someone finally won.
- **Ask:** What other times in your life would it be hard to do something by yourself? (Let kids respond, then show the next image and summarize with the following answers if kids need help coming up with things.)
- **(Image of sports/school/chores)** It would be really hard to play a game of baseball or soccer by yourself. Or if you're doing a huge group project at school, and no one is helping. Or what if you had to do ALL the chores for your whole family? Doing any of those things alone would be hard.
- **Say:** Let's watch a clip from Finding Nemo, where a couple fish have to work *together* to get through something dangerous. Pay attention to how they get through it!

WE ALL NEED HELP

Main Goal: Watch a video clip and discuss what it's like to go through hard things alone, or with someone else.

Notes:

- **Video: Finding Nemo / Jellyfish Scene**
- **Ask:** What would have happened if Dory had gone through all the jellyfish by herself? (Let kids respond.) Yep, she never would have escaped! She needed someone else to help rescue her.
- **Say:** That was a funny example of needing help, but I bet there are other times when it's hard for US to be alone, like when when we go through tough things that make us sad or angry.
- **Ask:** Does anyone want to share a tough time when you really needed a friend or your family to help you? (Let kids respond. If no one is comfortable sharing, give a personal example from your own life!)
- **Say:** Today we're going to talk about how God is the one person that we can ALWAYS count on to be with us. No matter how hard it is, He will be there by our side.

SHADRACH, MESHACH AND ABEDNEGO

Main Goal: Introduce Shadrach, Meshach and Abednego and understand why they were in a difficult situation with the king.

Notes:

- **Say:** Our story today revolves around three guys with some pretty interesting names: Shadrach, Meshach and Abednego. Try and say that 3 times fast! (Let kids respond.) These guys were a part of God's family, and they were living in a place called Babylon.
- **Say:** The king of Babylon was named Nebuchadnezzar, and he decided to make a statue for everyone to bow down and worship. Now this wasn't just a regular statue that you see everyday. It was about 90 feet tall, and made of gold!
- **(Image of Statue of Liberty.)** It's kind of like if the president told us we all had to bow down and worship the Statue of Liberty. Sounds pretty strange, huh? And it gets even worse. Nebuchadnezzar said that anyone who didn't bow down to the statue, had to get burned up in a furnace!
- **Say:** Well Shadrach, Meshach and Abednego were not cool with this. They only worshipped the one true God. We're going to watch a new video and hear about what happens next. As you listen to a guy rap about the story, try to figure out how Shadrach, Meshach and Abednego were able to get through this really hard time.
- **Video: Kids' Club Raps / Shadrach, Meshach and Abednego**

SHADRACH, MESHACH AND ABEDNEGO (Cont.)

- **Say:** That was a pretty cool way to learn about a Bible Story! Did you figure out how the three guys got through something as hard as burning in a furnace? (Let kids respond.) Yep, God was with them, and he rescued them! What was the phrase that the guy kept saying over and over at the end of the video? (Let kids respond.)
- **(Image: Faith in God)** Yeah, “Faith in God.” Trusting that God would help them was the only way they got through it.

THE KING DEMANDS WORSHIP

Main Goal: Understand why the king made an idol, and see how Shadrach, Meshach, and Abednego followed God instead.

Notes:

- **Say:** Let’s go back to when some of the king’s friends told him that Shadrach, Meshach and Abednego were refusing to bow down to a false idol. Bowing down to an idol may seem kind of weird to us, but as you’ll see from this short clip, we still have idols today!
- **Video: God’s Story Clip / Idols**
- **Say:** So in Babylon, everyone was doing what the king asked, because they didn’t want to go in the furnace. Have you guys ever felt pressure to do something because all your friends were doing it? (Let kids respond, and if they want, they can share an example.) Yeah, we’ve probably all felt that way.
- **Say:** Shadrach, Meshach and Abednego didn’t care that everyone was worshipping the golden idol, though, and they didn’t care that the king would throw them in a furnace! Let’s watch another short clip to show us what they told the king.
- **Video: God’s Story Clip / The Furnace**
- **Ask:** So what did they say to the king? (Let kids respond.) Yep. First of all, they said they had faith that God would save them. Second of all, they said that even if God chose *not* to save them, they would *still* follow him! They trusted God no matter what happened to them.

FACING THE FIRE

Main Goal: Describe what it was like when Shadrach, Meshach and Abednego were facing the king’s demands, and the fiery furnace.

- **Say:** The king was so mad at them for this, that he ordered the furnace to be heated even hotter than normal, and then he had Shadrach, Meshach and Abednego thrown in.
- **Ask:** What do you think they were thinking at that moment, when they were facing burning hot fire? (Let kids respond.) Yeah, maybe fear. It would be scary for anyone to face that fire! But even if these guys were afraid....they were at peace, because they trusted that God would be with them.

GOD GOES IN THE FIRE TOO

Main Goal: Show how God rescued the men from the furnace.

- **Say:** What happened next? (Let kids respond.) Yep, the king saw something amazing. There were *four* men in the furnace, and they were all walking around, like nothing was wrong!
- **(Image of 4 men in furnace.)** The Bible says an angel of the Lord was with them, which is basically a way of saying that God himself was there, going through the fire with them! After that, the king opened up the furnace and let Shadrach, Meshach and Abednego out. Not a single hair on their heads was burnt.

GOD IS ALWAYS WITH US

Main Goal: Understand that God wants to go through hard things with us too.

Notes:

- **Say:** They trusted in God, and followed him when they were going through something really hard and scary. And God not only rescued them from the fire...he actually went into it with them!
- **Say:** God does the same for us. When we're facing something hard, or sad, or scary, he doesn't leave us to deal with it alone. He goes through it with us. Let's read this verse from Isaiah that helps us understand just how much God loves us, and will go through hard things with us.
- **Slide: Isaiah 43:2** **When you pass through the waters, I will be with you. When you cross rivers, you will not drown. When you walk through fire, you will not be burned. The flames will not hurt you.**
- **Ask:** Is God talking about *actual* water and fire? What else might He be talking about? (Let kids respond.) Yeah, He's saying that he'll walk with us through painful times, when we're worried or afraid.

RESPONSE TIME

Main Goal: Give kids a chance to actively respond to what they heard, and listen to what God is telling them.

- **(Loop: Fire)** Right now, let's take a minute to think about what our own "fiery furnace" is. It may not be a *real* fire, but it might be something in your life that's hard for you right now.
- **Say:** Whatever it is, close your eyes, and picture it. (Let kids have a few moments of silence.) Now picture that God is standing beside you, as you go through it. He's with you, no matter what. (Let kids remain silent for a few more seconds, then lead into prayer.)
- **Pray:** God, we trust that you will be with us no matter what, even when we go through hard things. Thank you for loving us so much, that you'll never leave us alone. Amen!

PRAYER AND WORSHIP

Main Goal: Close the lesson with prayer and worship.

- **Say:** In a minute, we're going to worship, but first, I have a special announcement! Next week, everybody in Kids' Club is going to get something really special. This is a box with a tear-off calendar all about God's story. Next week, everyone gets to take one home!
- **(Click to show a quick video of God's Story 365)**
- **Say:** Knowing who God is, is the best way to remember how much he loves us and helps us, no matter what!
- **Say:** In fact, God loves us so much, that he sent his son Jesus to rescue us from all the wrong things in the world. Jesus went through the hardest thing imaginable, harder than anything we could ever go through, and he actually died for us. Let's celebrate that right now by worshipping!
- **Say:** You know what else is pretty amazing? God loves us so much that he sent his son Jesus to rescue us from all the wrong things in the world. Jesus went through the hardest thing imaginable, harder than anything we could ever go through; he actually died for us. Let's celebrate that right now by worshipping!
- **Music Video: Listen**
- **Music Video: Do Like You Do**

Dismiss kids to small groups.

PREP needs



connect time supplies

Per group: 3 chairs

Per kid: 1 "Go Fish" card (need enough Go Fish decks for each kid to have 1 card; Dollar Tree: Card Games, 3-ct. Packs)

small group supplies

Per group: Bible, markers, scissors

Per kid: 1 blank space template (color, double sided, 4 per 8.5x11 cardstock, page 11), 1 verse template (color, double sided, 4 per 8.5x11 cardstock, page 12)

large group supplies

Per Group: Bible

Per kid: none

a/v needs

1. Song slide: for when kids enter the room (All that You Need instrumental; mp3 only; can be downloaded on website)
2. Image: Sports, school, chores (3 images on 1 slide)
3. Video: Finding Nemo / Jellyfish Scene (0:00-3:02; <https://vimeo.com/8402214>)
4. Image: Statue of Liberty
5. Video: KC Raps / Shadrach, Meshach and Abednego (<https://vimeo.com/179786601>)
6. Image: Faith in God (screenshot)
7. Video: I God's Story Clip / Idols (0:40-0:48; <https://vimeo.com/159489909>)
 - a. Note for AV need #7, here's a note to help mark where the clip should start and end. The first words should be "kids, an idol is..." and the last words should be "...can be idols"
8. Video: God's Story Clip / The Furnace (1:29-2:16; <https://vimeo.com/160752128>)
 - a. For AV need #8, here's a note to help mark where the clip should start and end. The first words should be "that's because..." and the last words should be "the king had never seen a god who would rescue like that!"
9. Image: 4 men in furnace
10. Slide: Isaiah 43:2 When you pass through the waters, I will be with you. When you cross rivers, you will not drown. When you walk through fire, you will not be burned. The flames will not hurt you.
11. Loop: Fire (<https://www.youtube.com/watch?v=ccrFctUftv8>); overlay with this sound: <https://www.youtube.com/watch?v=nwhmS-L7Rm8>)
12. Video: God's Story 365 (in progress)
13. Music Video: Listen (<https://www.youtube.com/watch?v=CyWv43MUXzI&feature=youtu.be>)
14. Music Video: Do Like You Do (<https://www.youtube.com/watch?v=5sHn7mvw-7s&feature=youtu.be>)

connect questions

Tell me about Shadrach, Meshach and Abednego.
How can we trust God when we go through hard things?

When you pass through the waters, I will be with you. When you cross rivers, you will not drown. When you walk through fire, you will not be burned. The flames will not hurt you.

Isaiah 43:2



When you pass through the waters, I will be with you. When you cross rivers, you will not drown. When you walk through fire, you will not be burned. The flames will not hurt you.

Isaiah 43:2



When you pass through the waters, I will be with you. When you cross rivers, you will not drown. When you walk through fire, you will not be burned. The flames will not hurt you.

Isaiah 43:2



When you pass through the waters, I will be with you. When you cross rivers, you will not drown. When you walk through fire, you will not be burned. The flames will not hurt you.

Isaiah 43:2



When you pass through the waters, I will be with you. When you cross rivers, you will not drown. When you walk through fire, you will not be burned. The flames will not hurt you.

Isaiah 43:2



When you pass through the waters, I will be with you. When you cross rivers, you will not drown. When you walk through fire, you will not be burned. The flames will not hurt you.

Isaiah 43:2



When you pass through the waters, I will be with you. When you cross rivers, you will not drown. When you walk through fire, you will not be burned. The flames will not hurt you.

Isaiah 43:2



When you pass through the waters, I will be with you. When you cross rivers, you will not drown. When you walk through fire, you will not be burned. The flames will not hurt you.

Isaiah 43:2

