



3rd-5th

October 8-9, 2016

DATE

Elijah at Mt. Carmel

LESSON TITLE

1 Kings 17-19; 2 Kings 1; Jeremiah 29:13

WHERE TO FIND IT

When you meet God, you'll find relief.

MAIN POINT

schedule

Connect Time (15 minutes): Five minutes after the service begins, split kids into groups and begin their activity.

Large Group (30 minutes): Begin 20 minutes after the service starts. Model what it looks like to be engaged in large group.

Small Group (15 minutes): Keep kids in small groups until parents arrive. If you all have extra time at the end, you can review the video and songs together.

tips

Every sticker, every time. That means we check every single kid's sticker before he/she leaves the room, and we make sure that it matches his/her grown up's sticker. This is vital to the safety of kids, and we want adults to know that they can always count on their kids being safe in Kids' Club.

check-in/out

As kids leave, ask them about the flame they put out in water, and what it represented.

large group heads up

This month we're doing a special series called **Real Encounters with God**. During the next several weeks, we'll give kids opportunities to encounter God up close and personal, and experience him in brand new ways! Hopefully you'll encounter God on a new level too!

connect time

GOAL: *Connect Time is all about engaging kids in an activity that allows them to connect with each other right away while simultaneously piquing their curiosity for Large Group and preparing their minds for what they're going to hear.*

SILENT ENCOUNTERS

**You'll need to prepare the one-minute timer in the Keynote presentation for this activity.*

- Gather kids in **one large group**.
- Tell kids to find a **partner** (*If anyone is left out, have an extra volunteer pair up with them.*)
- The leader will put a **one-minute timer** on the screen. When the leader says go, one kid in each pair will show his/her partner 3 things they like to do for fun...but kids must do it **without saying a single word!** They can only act it out, while their partners try to guess.
 - For example, if you want to tell your partner that you like to golf, than you could act out swinging a golf club. If you want to tell your partner that you like art, you could act out drawing a picture on the ground. (*Demonstrate for kids.*)
 - There should be no talking or whispering, or any kind of noise (except to guess).
 - Once your partner guesses the first action, go on to the second. It's okay if you don't get through all 3, just do as many as you can before the timer is up.
- Once the timer is up, say, "Switch!" and play the one-minute timer again. This time, the second partner gets to act out 3 things he/she likes to do, while the other partner tries to guess.
- Once the timer is up (and both partners have acted) tell kids to find a **new partner**, and then play a new round of acting out 3 things they like to do. (It can be the same, or a new things this time around!)
- Play for 10-15 minutes, and direct kids to find a new partner after each round of acting.

TALK ABOUT IT

- What are your favorite ways to talk to friends when you're not together? (Texting, on the phone, writing notes, etc.)
- What would happen if you could never spend time with your friends?

Before you go to Large Group, you can ask kids how their week went. You can also remind kids of the expectations for Large Group behavior: (1) be kind, (2) listen when somebody speaks, and (3) follow the leader's instructions.



instructions

Goal: Kids will (1) recognize that the stories in the Bible happened to real people in real places, (2) understand that God continues to meet us, so we can encounter him right here and now, and (3) have space to meet and talk to God during Kids' Club this weekend.

Why? Our God is a personal God, and he wants to be CLOSE to us. That means He's involved in our lives, and has a real, tangible effect on us. Let this saturate all aspects of today's lesson!

Tip: If you're running short on time, only do a few of the review questions, and try to get to the application part of the activity.

small group

REVIEW THE STORY

- Lay out a **large sheet of tear off-paper** and set out **markers** (Make sure the paper is big enough for everyone to draw on. You may need a few sheets.)
- Tell kids to answer each question by writing/drawing on the paper, either with a word, or with a picture. Then call on one kid to share what they wrote/drew.
- Ask the following questions, and give kids a little time after each question to respond on the paper.
 - Elijah was a prophet. What does that mean? (*He heard from God, and shared it with other people.*)
 - Since Ahab and Jezebel worshipped a false god, what happened for the next 3 years? (*No rain; a drought; the crops died; people were thirsty.*)
 - What happened on Mt. Carmel, when Elijah challenged Ahab to see whose god was more powerful? (*The false god did nothing, while Elijah's god, the one true God, burned up the altar and everything around it.*)
 - What did Elijah do after Ahab got mad and wanted to kill him again? (*He ran away to the wilderness.*)
 - How did God speak to Elijah when he was worried, worn out and overwhelmed? (*He spoke in a gentle whisper.*)
 - What's one way God has spoken to you? (Encourage kids to think about how God has helped them, or relieved them of worry or fear. Maybe he's spoken to them in a dream, or reassured them through a prayer, etc.)

(Continued on next page.)

MAKE IT PERSONAL

- Fill up a **bucket of water** (Try to do this before Small Group starts.)
- Hand each kid a **flame template** and tell them to write down something that they're worried about or afraid of. It could be anything that's causing them pain, fear or anxiety. Something that they need **relief** from.
- Once kids are done, have them drop the flame in the water to "put it out", just as God sent rain to relieve his family of their pain and fear.
- Give each kid a **water bottle**, and point out the verse on it: **Jeremiah 29:13** "You will seek me and find me, when you seek me with all your heart."

Extra time? Play another round of Silent Encounters from Connect Time! This time, ask different questions, and let kids act out the answers to each other. Here's some ideas:

- *What's your favorite animal?*
- *What's your favorite subject in school?*
- *If you go anywhere on vacation, where would you go?*
- *What's your favorite part of Kids' Club?*
- *What do you do after school?*

special notes

Today the lesson calls for prayer at the **beginning** of the lesson, as well as the end. The purpose of this is to invite God into Large Group before we even get started, and ask him to be an active part of the lesson!

presenter tips

Here's a link to today's video:

God's Story / Elijah:

<https://vimeo.com/159489909>

script

WELCOME AND WORSHIP

Main Goal: Review Connect Time and actively worship.

Notes:

**Click to play intro music.*

- **Welcome:** Hi everybody! Welcome to Kids' Club. We're so glad to have you here!
- **Say:** We're going to do something a little different today. We're going to start off with prayer, before we do anything else!
- **Pray:** God, thank you for bringing us to Kids' Club today. We want to invite you to be a part of our Large Group. Please open our ears, and help us listen to whatever you want to say. Amen!
- **Ask:** Why do you think we prayed first? (Let kids respond with varying answers.) Those are all great reasons. It's because sometimes, we need to remember that God isn't just some distant guy, watching us from far away. He's *here*, right now. He's with us, and wants to speak to us. So when we talk to Him first, and ask him to show up, he will!
- **Say:** In Connect Time, you had to meet a lot of new people, and you had to figure out how to show them something about yourself without speaking a single word!
- **Ask:** Why was that hard? (Let kids respond.) Yep, it's pretty simple. It's hard to get to know someone when you can't even talk to them! But it was pretty fun seeing you all be creative and act out your favorite things.

MEETING IN PERSON

Main Goal: Watch a short video to help illustrate what it's like to meet someone new; understand that meeting in person is different than meeting

Notes:

- **Say:** Today, we're going to talk about what it means to meet someone, and really get to know them. But first, let's watch a video from "Zootopia." Has anybody seen it? (Let kids respond.) This clip shows two characters going to an office where they have to meet some very slow sloths....
- **Video: Zootopia - Meet the Sloth**
- **Say:** That video was just a funny example of what it's like to encounter someone for the first time. Sometimes it's good; sometimes it's not so good! Raise your hand if you've ever met someone new, and you weren't really sure how to act at first? (Let kids respond.)
- **Ask:** Can someone share how you *feel* when you first meet someone new? (Let kids respond.) Yeah, maybe shy or awkward. Or maybe you LOVE meeting new people, and it's really fun for you!
- **Say:** We can learn all sorts of new things about people when we're with them, and it's the same with God. For the next 5 weeks, we'll find out how some people from the Bible experienced God when they met him.
- **Say:** The amazing things that happen to these people when they meet God, WE can experience them too! And we'll see how different it is when we meet God up close, instead of far away.

UP CLOSE AND PERSONAL

Main Goal: Illustrate the difference between seeing something from far away, and experiencing it up close.

Notes:

- **(Click to show image of pyramids.)**
- **Ask:** Do you think there's a difference between seeing Pyramids in a picture, and seeing them up close, in real life? (Let kids respond.) Definitely! In a picture, you can't really experience what it's like to stand next to those massive structures, and hear the sounds and smells and heat of the desert. Let's watch a quick video to help us experience the pyramids a bit more...
- **Video: GoPro Pyramid Climb**
- **Say:** From far away, something can look one way, but close up, the experience is completely different! Today we're going to talk about how God is exactly the same.
- **Say:** If we think of Him as a far off, distant God, who only watches us when we come to church...that falls so short of who God really is! It's like looking at a picture of Him. But in reality, God is an up-close and personal God, and he wants to meet with us in a close, personal way. We're going to see how He did that with a guy named Elijah.

INTRO: ELIJAH

Main Goal: Introduce Elijah, and illustrate the circumstances of God's family under King Ahab and Queen Jezebel.

Notes:

- **(Click to show image of Elijah.)**
- **Say:** Elijah was a prophet, which means he heard messages from God, and then shared them with other people. God actually spoke to him, and showed him things that not everyone could see.
- **Ask:** Now even though prophets hear special things from God, can we hear from God too? (Let kids respond.) Absolutely. Sometimes, we just have to make space and listen to Him!
- **Say:** Elijah was a part of God's family, the Israelites. But sadly, there was a king and queen, named Ahab and Jezebel, who did not love God. Instead, they worshipped a false god, called Baal. Because of this, God decided to let something bad happen: There would be no rain for 3 years.
- **Say:** Let's think about this for a minute...what would happen if we didn't have rain for 3 years? (Let kids respond.) Yep, plants would dry up and die, and then we would have barely any food, and of course, we'd be dehydrated because there would be less water to drink!
- **Say:** Let's watch a funny video and see what it's like when you have no water, and you try to eat a bunch of saltine crackers in 1 minute! It might sound easy, but it's not...
- **Video: Saltine Cracker Challenge**
- **Say:** Yikes! That's harder than it sounds! And that's what King Ahab and Queen Jezebel were facing when Elijah told them about the rain stopping, so they got furious at Elijah, and even wanted to kill him!

ELIJAH MEETS GOD

Main Goal: Understand how God showed up in a big way when Elijah called on him.

Notes:

- **Say:** Let's watch a video and see what happened next. As you watch, pay attention to how God brings relief to Elijah when he most needs it.
- **Video: God's Story / Elijah**
- **Say:** Elijah was facing something really difficult. It was one of the hardest times in his life. But God was still able to give him *relief*, and peace, during those hard times.
- **Say:** After 3 years of no rain, the land was probably baking in the hot sun, and people were desperate for water.
- **(Click to show image of drought.)**
- **Say:** This is when God told Elijah to go back to King Ahab, again, and challenge him. Ahab would have still been *really* angry with Elijah, so this was pretty dangerous.

MT. CARMEL COMES TO LIFE

Main Goal: Physically reenact the story of how God showed his power on Mt. Carmel.

Notes:

- **Say:** So on one hand we've got King Ahab and all his prophets. And on the other hand, we've got Elijah, all by himself...
- **(Click to show image of 2 altars.)**
- **Say:** Imagine that an epic showdown is about to happen on Mt. Carmel. On Ahab's team we've got 490 prophets helping him! And then on the other team...it's just Elijah.
- **Say:** The two altars are set up, and ready to be burned with fire by the one, true God. First, Ahab and his prophets start praying to their false God.
- **(Click to play loop of crickets.)**
- **Ask:** What happened when Ahab and the prophets prayed to Baal? (Let kids in audience respond.) Yep...NOTHING! Because Baal was a false God, and there's no way he could show up in a real way.
- **Say:** Next, Elijah prays to his God. The one, true, REAL God.
- **(Click to play loop of fire.)**
- **Ask:** So how exactly did God show up when Elijah asked him to? (Let kids respond.) Yep, not only did he burn up the altar, he burned everything around it. He did even *more* than Elijah asked! God met Elijah, and showed his power.

GOD GIVES RELIEF

Main Goal: Understand how God brought water, and relief, to his people.

- **Say:** When God burned up the altar, he showed Elijah that he doesn't just watch from afar. He comes down to earth, and gets close to us. He wants to be near us!
- **Say:** Sometimes, God shows up in really big ways, like with the fire. Now do you remember what happened after God burned up the altar? (Let kids respond.) Yep, he sent rain! Finally, at long last, the long, dry, hot horrible drought was over, and God's family got to experience relief. Ahhh.... *(Act relaxed and relieved.)*
- **(Click to play loop of thunderstorm.)**
- **Say:** Now, we know God can show up in huge ways, but he also shows up in small, quiet ways too.
- **Say:** After God showed his power to Ahab and Jezebel, they still didn't believe. And they still wanted Elijah dead! So what did Elijah do after that? (Let kids respond.) Yes, he ran away. But it wasn't because God told him to, like earlier in the story. It was because he was afraid.
- **Ask:** Even though God is with us, and he can do amazing things.....do we still doubt him sometimes?

A GENTLE WHISPER

Main Goal: Compare how God meets us in big ways, and small ways.

Notes:

- **Say:** Yeah, I know I do. Even when God speaks to us in big ways, we still get scared or worried that maybe he won't take care of us. That's when He might need to speak to us in a *different* way.
- **Say:** When Elijah ran away, he waited for God to speak to him again. Some really big, powerful things happened while he was waiting.
- **(Click to show wind/earthquake/fire loop.)** There was a powerful wind, a huge earthquake, and a great fire....but still nothing from God. (*Very quietly whisper the next part.*) But then, after all that, came a gentle, quiet whisper.
- **Ask:** Why do you think God whispered to Elijah, instead of doing something really big this time? (Let kids respond.)
- **Say:** God knew that Elijah was tired, and worn out. He knew Elijah needed him to meet him in a close, gentle, quiet way. Sometimes, we just need to know that God loves us, and will take care of us. And that's what God did for Elijah. He met Elijah exactly where he needed to.

RESPONSE TIME AND PRAYER

Main Goal: Let kids actively respond to the Holy Spirit and close the lesson with prayer.

Notes:

- **Ask:** Now even though God will give us relief, and he'll always be with us....do we go through tough things? (Let kids respond.) Yeah. Things won't always go perfectly. But it's during those hard times that God will show up for us.
- **Say:** Right now, we're going to think of something that's really hard for us. Something that's kind of like the drought in today's story, when people were thirsty, and hot, and just needed to be relieved. (*Act very tired and worn out.*)
- **(Click to play crackling fire loop.)** So close your eyes, and think of what that is for you. What worries you? What makes you afraid? What's something that you need God to relieve you from? Think of that right now. (Let kids respond and continue to let loop play.)
- **(Click to play water loop.)**
- **Say:** Keep your eyes closed, but now ask God to relieve you of that worry or fear. Ask Him to help you not be afraid, or overwhelmed.
- **Say:** It's like when God sent rain and ended the 3 year drought. He gave his people refreshing, cool, satisfying water, even though they had disobeyed him in the past. God wants to give you water too. He wants to relieve you of pain, or worry, or fear. You just have to be willing to listen to Him, and trust that he'll do what he says he'll do.

**RESPONSE TIME AND
PRAYER (Cont.)**

Main Goal: Let kids actively respond to the Holy Spirit and close the lesson with prayer.

Notes:

- **Say:** Let's look at a verse that tells us about looking for God. We'll talk a lot more about this verse in the coming weeks. It's exciting, because when we can meet God just like Elijah did!
- **Slide: Jeremiah 29:13** **"You will seek me and find me, when you seek me with all your heart."**
- **Pray:** God, thank you for being a God who shows up. We're so glad that you want be close to us, and will meet us right where we are. Amen!
- **Say:** Let's show God that we want to experience him right now, through worship! Stand up and get ready to sing!
- **Music Video: Love Beats**
- **Music Video: You Come in a Hurry**

Dismiss kids to small groups.

PREP needs



connect time supplies

No supplies needed

small group supplies

Per group: Bible, markers, 1 large tear-off sheet of paper, 1 bucket filled with water

(http://www.orientaltrading.com/sand-bucket-set-a2-12_7723.fltr?Ntt=pail)

Per kid: 1 flame template (BW, 4 images per 8.5x11 paper)(Page 12)

1 water bottle with verse sticker (color, Page 13)

large group supplies

Per Group: Bible

Per kid: none




a/v needs

1. Song slide: for when kids enter the room (All that You Need instrumental; mp3 only; can be downloaded on website)
2. 1-minute timer (KC/SM media videos songs>videos>timers)
3. Video: Zootopia - Meet the Sloth (<https://www.youtube.com/watch?v=0oMbwWqceNw>)
4. Image: Pyramids
5. Video: Pyramid Climb (submitting a request to Sam Reidy about technical details of this video; see notes from script; <https://www.youtube.com/watch?v=IDktKUM6AU>)
6. Image: Elijah
7. Video: Saltine Cracker Challenge (KC/SM media videos songs>videos>misc)
8. Video: God's Story / Elijah (<https://vimeo.com/159489909>)
9. Image: Drought
10. Image: Two altars
11. Loop: Crickets (0:02-0:12; <https://www.youtube.com/watch?v=8T2l15bKMZk>; with KC logo slide)
12. Loop: Fire (0:10-0:40; <https://www.youtube.com/watch?v=F68RabrtL4A>; cover with this sound: <https://www.youtube.com/watch?v=nwhmS-L7Rm8>)
13. Loop: Thunderstorm (0:00-0:30; <https://www.youtube.com/watch?v=10rH37YYvKU>)
14. Loop: Wind/Earthquake/Fire (3:31-3:36; <https://vimeo.com/159489909>; no sound)
15. Loop: Fire (0:10-0:40; <https://www.youtube.com/watch?v=F68RabrtL4A>; cover with the sound from this link: <https://www.youtube.com/watch?v=nwhmS-L7Rm8>)
16. Loop: Water (0:00-0:30; <https://www.youtube.com/watch?v=37RGagrW66o>; cover with KC logo)
17. Slide: Jeremiah 29:13 "You will seek me and find me, when you seek me with all your heart."
18. Music Video: Love Beats (<https://www.youtube.com/watch?v=yAHwFBjzMoU&feature=youtu.be>)
19. Music Video: You Come in a Hurry (<https://www.youtube.com/watch?v=TffGtG68EI>)

connect questions

Tell me about Elijah.

How does God meet us?



You will seek
me and find me,
when you seek
me with all your
heart.

Jeremiah 29:13



You will seek
me and find me,
when you seek
me with all your
heart.

Jeremiah 29:13



You will seek
me and find me,
when you seek
me with all your
heart.

Jeremiah 29:13



You will seek
me and find me,
when you seek
me with all your
heart.

Jeremiah 29:13



You will seek
me and find me,
when you seek
me with all your
heart.

Jeremiah 29:13



You will seek
me and find me,
when you seek
me with all your
heart.

Jeremiah 29:13



You will seek
me and find me,
when you seek
me with all your
heart.

Jeremiah 29:13



You will seek
me and find me,
when you seek
me with all your
heart.

Jeremiah 29:13



You will seek
me and find me,
when you seek
me with all your
heart.

Jeremiah 29:13



You will seek
me and find me,
when you seek
me with all your
heart.

Jeremiah 29:13



You will seek
me and find me,
when you seek
me with all your
heart.

Jeremiah 29:13



You will seek
me and find me,
when you seek
me with all your
heart.

Jeremiah 29:13

