



Kindergarten-2nd

August 6-7, 2016

DATE

Extreme Earth Unit: Abraham and Sarah

LESSON TITLE

Genesis 12-21, Lamentations 3:22-23

WHERE TO FIND IT

God keeps his promises.

MAIN POINT

schedule

Connect Time (15 minutes): Five minutes after the service begins, split kids into groups and begin their activity.

Large Group (30 minutes): Begin 20 minutes after the service starts. Model what it looks like to be engaged in large group.

Small Group (15 minutes): Keep kids in small groups until parents arrive. If you all have extra time at the end, you can review the video and songs together.

tips

We're talking about how God started a family with Abraham and Sarah, so ask kids who's in their family! Don't make assumptions though; not all kids live with blood relations, so their families might mean the people they live with or spend the most time with.

check-in/out

As kids leave, ask them about their game board, and if they want to play at home!

large group heads up

Abraham and Sarah's story illustrates a central facet of God's character: he ALWAYS keeps his promises. Today we want kids to understand and believe that no matter how long we have to wait, God will always do what he says he'll do.

connect time

GOAL: *Connect Time is all about engaging kids in an activity that allows them to connect with each other right away while simultaneously piquing their curiosity for Large Group and preparing their minds for what they're going to hear.*

BUILD A HOUSE

- You can stay in one large group, or split into small groups for this activity.
- Prepare the following supplies, but do not give them to kids all at once. You'll be slowly giving kids one supply at a time, piece by piece:
 - **Square house shape**
 - **1 Door**
 - **2 Windows**
 - **1 roof (triangle)**
- Hand out each supply in the following order, along with instructions:
 - First, give each kid **1 window shape**, and tell them that they're going to build a house with it! (Tell them to arrange it somewhere on the table/ground, even though they don't have all the parts of their house yet.)
 - Next, give each kid **1 roof shape** to arrange near the window. Ask them, "What are we building?" (A house.)
 - Next, give each kid **1 door shape**. Again, ask them, "What are we building?" (A house.)
 - Next, give each kid **1 window shape**. Again, ask them, "What are we building?" (A house.)
 - Next, give each kid **1 square house shape**, to arrange near the other pieces. Again, ask them, "What are we building?" (A house.)

TALK ABOUT IT

- What was it like only getting one supply at a time?
- Did you think we were really going to build a house, or did you think we might build something else?

Before you go to Large Group, you can ask kids how their week went. You can also remind kids of the expectations for Large Group behavior: (1) be kind, (2) listen when somebody speaks, and (3) follow the leader's instructions.



instructions

Goal: Kids will (1) understand how God kept his promise to Abraham and Sarah, (2) recognize that God always does what he says he'll do, and (3) identify one of God's promises to us.

Why? Kids may not yet realize that God has a plan that's bigger than us. But we hope that as they get older, they'll learn to recognize that all the events in the Bible are connected.

Tip: What's a promise that God has made to you? Has it happened yet, or are you still waiting? Share it with kids and help them understand what it means to trust and have faith.

small group

REVIEW THE STORY

1. What promises did God make to Abraham and Sarah? (A family; descendants as numerous as the stars; that Abraham would be the father of a great nation.)
2. Did they believe the promises? Why or why not?
3. Why was it hard for Abraham and Sarah to trust God's Promise? (They had to wait, they were old.)
4. How did God finally fulfill the promise? How did Abraham and Sarah react?
5. When have you finally gotten something you had to wait for? What did it feel like?

MAKE IT PERSONAL

- Tell kids we're going to play a special board game that will help us remember the promises God made to Abraham and Sarah, and to us! Give kids one of three possible game pieces: **Abraham, Sarah or Isaac.**
- Set out the **board game** and let kids take turns moving their game pieces along the board by **flipping a penny**. Heads—they move one space. Tails—they move 2 spaces.
- Whatever space they land on, kids have to either move forward or backward a certain number of spaces, and they may have to respond or reflect on a question.
- The following statements and questions are printed on the game board **spaces** that kids will land on. Here is what you'll find printed on the game board:
 - Trusted God and moved to Canaan- Move ahead 2 spaces.
 - Heard a Promise from God- Move forward 2 spaces
 - Laughed at God - Move back 3 spaces
 - Trusting God's promise even while waiting - Move ahead 2 spaces

(Continued on next page.)

- Another year with no baby- Move back 1 space
- Baby Born!- Move ahead 3 spaces
- Name one of God's promises to you- Move ahead 1 space
- Name something that is hard to wait for- Move ahead 1 space
- What does it mean to have faith? Move ahead 2 spaces
- Name someone that keeps their promises to you and move ahead 2 spaces
- Whoever reaches the end first, wins!
- Before kids leave, give them their own game board template to take home, along with the game piece they played with!

*Extra time? Have kids do a **coloring sheet**. After that, feel free to start the Small Group game over and play again!*

special notes

Hand each kid a **“faith” card** at the beginning of Large Group. After you’re done using the cards during Large Group, have a volunteer collect them from kids so that they don’t get distracted.

presenter tips

Here’s a link to a video we’ll be watching today!

God’s Story / Abraham and Sarah:
<https://vimeo.com/44930545>

script

WELCOME AND INTRO

Main Goal: Review Connect Time and introduce the lesson.

Notes:

***Click to play intro music.**

- **Welcome:** Hi everybody! Welcome to Kids’ Club. We’re so glad to have you here!
- **Ask:** During Connect Time, what were we all supposed to build? (Let kids respond.) Yep, a house!
- **(Click to show image of house.)**
- **Ask:** Why was it kind of hard to build the house at first? (Let kids respond.)
- **Say:** Yeah, it was hard because you only got one piece at a time! First, you had only a window, then you had a roof, and you had to figure out how they all fit together even though you were still waiting for the leader to give you more pieces!
- **Ask:** Did you trust that we were REALLY going to be able to build a whole house by the end? (Let kids respond.) Hmm, maybe some of you did, and maybe some of you didn’t think we would be able to!
- **Say:** It’s okay that you didn’t understand at first exactly how the house would look. You just had to trust that the leader would give you what you needed, even if you had to wait a little while. You had to have faith!
- **Say:** We’re going to talk a little bit more about faith, but first, we’re going to watch something really cool!

OLD FAITHFUL

Main Goal: Use Old Faithful to illustrate the concept of faith.

Notes:

- **Say:** Has anybody heard of Old Faithful? (Let kids respond.) Old Faithful is a geyser, which is basically a hole in the ground that sprays out steaming hot water hundreds of feet into the air! This particular geyser is special though, because it sprays water almost every 90 minutes, every single day! And it's done this as long as people have known it existed, for hundreds of years! Let's watch it now.
- **Video: Old Faithful**
- **Say:** The reason it's called Old *Faithful* is because people it keeps spraying water every day, *faithfully*. It always does what it's supposed to do, and we can count on that. We can have faith that it will spray water.

WHAT'S FAITH?

Main Goal: Use word cards and fun motions to help define faith!

Notes:

- **Ask:** Does anybody know what the word "faith" means? (Let kids respond.) Good answers! Let's look at our special cards to help us see what faith is. Everybody hold your card up right now! (Let kids respond.)
- **Say:** Okay, read your card silently. (Let kids respond.) Now, I'm going to read some words, and if the word matches your card, hold it up in the air!
- **(Click to show image of the word "trust" and say it out loud.)**
 - **Say:** Does anybody have "trust" on their card? (Let kids respond.) Great! If your card is up in the air, stand up and do a jumping jack! (Let kids respond.) Great job! You can sit down now.
 - **Say:** When we trust someone, that means we believe what they say, and we believe that they're telling us the truth. That's a part of having faith!
- **(Click to show image of the word "believe".)**
 - **Say:** Does anybody have the word "believe" on their card? (Let kids respond.) Okay, if you do, then stand up and spin in a circle one time! (Let kids respond.) Good job!
 - **Say:** When we believe something, it means we're completely sure of it even if we can't see it! Believing is a big part of faith.
- **Say:** Things like trusting and believing are really important parts of faith, and today we're going to talk about two people who had A LOT of faith. They didn't put their faith in a person though, they put their faith in God! (Make sure to have volunteers collect/throw away cards.)

ABRAHAM AND SARAH

Main Goal: Introduce Abraham and Sarah and understand why God chose them to start his special family.

Notes:

- **Say:** Now, back when God first made people, everything was perfect, and they got to be close to him! But then, people messed up. They chose to disobey God, and couldn't be close to him anymore.
- **Say:** That's why God decided to send a rescuer. To save us from all the wrong things in the world! And he decided to send the Rescuer through a special family.
- **(Click to show image of Abraham and Sarah.)**
- **Say:** There were two people named Abraham and Sarah. Can you say those names out loud? (Let kids respond.) Great job! Abraham and Sarah are really important, because God chose THEM to start this special family!
- **Say:** Abraham and Sarah REALLY wanted to start a family of their own. They wanted it more than anything in the world! But they didn't think they could have one. We're going to watch a video now and see what happened next. As you watch, try to figure out what God promises to give them!

GOD MAKES A PROMISE

Main Goal: Identify the promises God made to Abraham and Sarah.

Notes:

- **Video: God's Story / Abraham and Sarah**
- **Ask:** So what did God promise to give Abraham and Sarah? (Let kids respond.)
- **Say:** Yep, he promised to give them a baby! But not just a baby....He also promised to give them a HUGE family! They would have such a big family that there would be more people in it than the stars in the sky! Would that be a lot of people? (Let kids respond.) It sure would!
- **Ask:** When someone makes a promise, what does that mean? (Let kids respond/speculate.) Great answers!
- **Say:** A promise is when you say you will do something, and then you do it. No matter how long it takes, if you promise it, you should do it. Sometimes people break their promises, but God NEVER does.
- **Say:** That's what God did. He told Abraham and Sarah he'd give them a family. And did He do it? (Let kids respond.) Yes, He did! God ALWAYS keeps his promises.

ABRAHAM AND SARAH WAIT

- **Ask:** When God made his promise to Abraham and Sarah, did it come true right that second? (Let kids respond.) Nope. They had to wait a long, long time.

ABRAHAM AND SARAH WAIT

Main Goal: Understand that God know what's best for us, even if it means we have to wait for his promises to happen.

Notes:

- **Ask:** Do you all like to wait? (Let kids respond.) Me neither, it's not very fun. Have you all ever had to wait for something really special to happen? (Let several kids respond.) Yeah, maybe you've had to wait for things like your birthday, or Christmas morning, or maybe a vacation. Maybe it's hard just to wait for dinner!
- **Say:** Waiting isn't always fun, but sometimes we have to wait for God's promises to come true, just like Abraham and Sarah did.
- **Ask:** Why do you think we have to wait sometimes? (Let kids respond.)
- **Say:** Yep, because sometimes even though we want something right NOW, God knows that it will be better LATER. God always knows what's best for us, and he has a plan for our lives. That means we can trust Him, and believe what he says!
- **Ask:** So, no matter what happens, or how long it takes, will God always do what he says he will do? (Let kids respond.) Yes, always!

GOD IS FAITHFUL

Main Goal: Understand that God is always faithful, even if people aren't.

Notes:

- **Ask:** Now what about people? Will they always keep their promises like God does? (Let kids respond.)
- **Say:** No, not always. That's because people aren't perfect. We mess up, and make mistakes, and sometimes when we say we'll do something, we don't do it. Can you give me a thumbs down? (Let kids respond.)
- **Ask:** Do you think God breaks his promises sometimes too? (Let kids respond.) Nope, not EVER.
- **Say:** People might not be perfect, but God is. He has the entire world in his hands, and he has a plan for all of our lives, just like he had for Abraham and Sarah and their baby. God is faithful, and will always keep his promises, no matter what.

WHAT HAS GOD PROMISED TO US?

Main Goal: Identify specific promises God has made in scripture.

- **Ask:** Do you guys think that God makes promises to US, just like he did to Abraham and Sarah? (Let kids respond.)
- **Say:** He does, all the time! We're going to look in the Bible to see some of the promises He's made to us. I'm going to put a verse on the screen, and and if you think God is making a promise, stand up!

WHAT HAS GOD PROMISED TO US?

Main Goal: Identify specific promises God has made in scripture.

Notes:

- (Read each of the following verses and let kids respond by standing up. Ask them what promises they see, and then summarize with the promises in parenthesis, if necessary. Then have kids sit.)
- **page: Psalm 121:7-8** The Lord keeps you from all harm and watches over your life. The Lord keeps watch over you as you come and go, both now and forever. (God promises to care for us and protect us.)
- **page: Psalm 32:8** The Lord says, "I will guide you along the best pathway for your life. I will advise you and watch over you. (God will guide us and watch over us.)
- **page: Joshua 1:5** No one will be able to stand against you as long as you live. For I will be with you as I was with Moses. I will not fail you or abandon you. (God will always be with us.)
- **Say:** Those are all promises that God makes to each and every one of us, just like he made to Abraham and Sarah. Hold a finger up as we list each promise again! (1) God will take care of us. (2) God will watch over us. (3) God will always be with us, no matter what.
- **Say:** These are things that we can always count on. We can trust in them, and believe in them, no matter how long it takes. I want you to choose one of these promises, and in your head, thank God for it. Or if you're still waiting for God to keep a promise, you can talk to him about that too. **Say:** Maybe God has taken care of you and protected you. Maybe He's watching over you. Or maybe He's always with you, even when we go through sad or tough times. Go ahead and close your eyes, and thank Him for making that promise, right now.
- *(Give kids a few moments, then lead into prayer.)*

WRAP UP AND WORSHIP

Main Goal: Close the lesson with prayer and worship.

- **Prayer:** God, thank you for being faithful in everything you do. We trust you, and we know that you will keep your promises to us no matter what. We love you. Amen!
- **Set up worship:** Let's show God that we trust him by worshipping! This is a chance to tell him out loud how much we love him, so sing as loud as you can!
- **Music Video: Trust in the Lord**
- **Music Video: Listen**

PREP needs



connect time supplies

Per kid: 1 house (page 12), 1 door, (page 13), 2 windows (page 14), 1 roof (page 15)
(B&W, paper, cut)

small group supplies

Per group: Bible, markers, 1 penny (reused)

Per kid:

- Coloring page
- 1 of three game pieces (3 different game pieces will be printed: Abraham (page 16), Sarah (page 17) and Isaac (page 18))
- 1 game board (page 19: separate file) (1 image printed in color on 11x17 cardstock paper; no cutting)

large group supplies

Per Group: Bible

Per kid: 1 faith card: half the kids should get the “trust” card (page 20), half the kids should get the “believe” card (page 21) (printed in BW on regular 8.5x11 paper; cards will need cutting; 4 cards to each 8.5x11 page)


a/v needs

1. Summer Series Extreme Weather Unit Intro loop (KC/SM media videos songs>pages>summer series pages>extreme weather)
2. Song page: for when kids enter the room (All that You Need instrumental; mp3 only; can be downloaded on website)
3. Image: house
4. Video: Old Faithful (0:10-1:35)(<https://www.youtube.com/watch?v=wE8NDuzt8eg>)
5. page: “Trust”
6. page: “Believe”
7. Image: Abraham and Sarah
8. Video: God’s Story / Abraham and Sarah (<https://vimeo.com/44930545>)
9. page: Psalm 121:7-8 The Lord keeps you from all harm and watches over your life. The Lord keeps watch over you as you come and go, both now and forever. (God promises to care for us and protect us.)
10. page: Psalm 32:8 The Lord says, “I will guide you along the best pathway for your life. I will advise you and watch over you. (God will guide and help us, and watch over us.)
11. page: Joshua 1:5 No one will be able to stand against you as long as you live. For I will be with you as I was with Moses. I will not fail you or abandon you. (God will always be with us.)
12. Music Video: Trust in the Lord (<https://vimeo.com/153815987>)
13. Music Video: Listen (<https://vimeo.com/107752866>)



connect questions

Tell me about Abraham and Sarah.
What does God promise us?



name

















Asset: game board (located in lesson assets)

Trust

Trust

Trust

Trust

Believe

Believe

Believe

Believe