



Kindergarten-2nd

April 2-3, 2016

DATE

BRAVE Journey: Joshua crosses the Jordan

LESSON TITLE

Joshua 3; Psalm 56:3

WHERE TO FIND IT

Jesus wants us to be brave.

MAIN POINT

schedule

Connect Time (15 minutes): Five minutes after the service begins, split kids into groups and begin their activity.

Large Group (30 minutes): Begin 20 minutes after the service starts. Model what it looks like to be engaged in large group.

Small Group (15 minutes): Keep kids in small groups until parents arrive. If you *all* have extra time at the end, you can review the video and songs together.

tips

There may be new kids who came for the first time on Easter Weekend. Welcome them and make them feel included! Get out some paper and markers and draw with them, or invite them to be part of a game with other kids.

check-in/out

Kids are taking home a stone to remind them that God will help us be brave, just like he helped Joshua be brave. Encourage them to share the stone's purpose with the person who picks them up.

large group heads up

This is **Week 1 of the BRAVE Journey** series. Kids will hear Old Testament stories about brave men and women that can help us understand how God wants us to be BRAVE!



connect time

GOAL: *Connect Time is all about engaging kids in an activity that allows them to connect with each other right away while simultaneously piquing their curiosity for Large Group and preparing their minds for what they're going to hear.*

FOLLOW THE ADVENTURER

- Split kids into small groups.
- For the beginning of this activity, the small group leader will be the line leader.
- Tell kids in your group that they're going to follow you on an adventure around the room, and they have to do exactly as you do!
- Take kids on the stage, under tables and around chairs. Do whatever silly actions you want (Like marching, skipping, walking sideways, dancing, hopping, acting like an animals, crawling, etc.)
- Make sure to include these "adventurous" actions as you go around the room:
 - Pretend to climb a mountain.
 - Make your hands into "binoculars" and look for animals on a safari.
 - Pretend like you're in a boat, and everybody has to hold an oar and "row."
 - Pretend to walk through a jungle, and cut down all the branches and vines in your way.
 - Pretend you're in quicksand and you're moving really slowly.
- Now choose a kid to lead the line. (Continue choosing a new kid every few minutes.)
- Each small group will be following their own leader at the same time, so be aware of your space!

TALK ABOUT IT

- If you could go on an adventure, anywhere in the world, where would you go?
- Have you ever been afraid or nervous to do something new or go somewhere new? What was it? Why were you nervous? (Give kids examples of "everyday" things like going to a new school, getting a new babysitter, learning something new, etc.)

Before you go to Large Group, you can ask kids how their week went. You can also remind kids of the expectations for Large Group behavior: (1) be kind, (2) listen when somebody speaks, and (3) follow the leader's instructions.



instructions

Goal: Kids will (1) recognize that God miraculously delivered Joshua and the Israelites through the Jordan River, (2) understand how God called Joshua to be brave and trust him, and (3) identify how God is calling them to be brave.

Why? The BRAVE Journey is a church-wide experience. To help kids participate in the Journey with their parents, they will be learning the same concepts, but in a language they can relate to and understand.

Tip: Think of a brave adventure that God is calling YOU to, and share it with kids!

small group

REVIEW THE STORY

1. To what special place was Joshua leading the Israelites? (The new home God had promised them, Canaan.)
2. What did God tell Joshua to do with the Ark of Covenant? (Have the priests carry it into the river while the water was still flowing.)
3. What happened when Joshua obeyed God and got into the water? (God caused the water to stack up on each side, and all the Israelites walked across the river on dry ground.)
4. How was Joshua brave? (He walked into a river and trusted God to help him.)
5. Have you ever needed to be brave before? How?
6. How can we put our trust in God? (Encourage kids to come up with specific ways. Here are some examples: Talk to God and ask him for help; ask God for comfort if we're scared, nervous or unsure; read the Bible and use God's words to help us be brave; worship God by spending time with him and focusing on him; thank God for everything he's given us.)

MAKE IT PERSONAL

- Lay a **long piece of tear-off paper** on the floor and pretend it's the Jordan River.

****(Paper should be approx. 10 feet long but please re-use the paper at each service!)***

- Set out the **12 paper "stones"** in a path along the paper. (Put a little space between some stones, and more space between others.)
- Each stone has a word from today's verse (**Psalm 56:3 But when I am afraid, I will put my trust in you.**) Make sure the stones are in order, starting with "Psalm 56:3" and then the words of the verse.

(Continued on next page.)

- **Ask** kids: Do you remember what God told Joshua to do after they crossed the river? (God said to send 12 men to find 1 stone each; then pile them up to make a visible reminder that God helped them cross the river. You may need to remind kids of this part of the story.)
- Have kids take turns hopping from stone to stone, saying aloud the word that is on each one. (Kids may need help reading the words on the stones, so stay close by.)
- After each kid has taken a turn, start over. But this time, remove 1 or 2 stones and see if kids can remember what the missing words are!
- Hand each kid a **verse card** and a **stone**. Read the verse aloud together, and tell kids that their stone can be a reminder to them of how God helped Joshua be brave. And God can help us be brave too!

*Extra Time? Give kids a **coloring page**. After that, play the Connect Time game again! Give kids who didn't get to lead during Connect Time a chance to lead the line.*

special notes

Today, you'll be showing kids some motions to go along with a verse. One of the motions is the American Sign Language sign for "trust." Since the motion requires some explanation, you can find it at this link to prepare beforehand:

<https://www.signingsavvy.com/sign/TRUST/4790/1>

presenter tips

You can watch today's video at crossroadskidsclub.net/weekend.

script

***Click to play intro music.**

WELCOME AND INTRO

Hey everybody! Welcome to Kids' Club. I see a lot of new faces here today, and I'm so glad you're all here! Did you have fun following your leader in Connect Time? (Let kids respond.) You got to pretend like you were on some pretty awesome adventures! What kinds of things did you pretend to do while you followed your leader around the room? (Let several kids respond.)

Do you think God wants YOU to follow him too? (Let kids respond.) Absolutely! But following God means doing whatever he asks us to do, even if we don't know what it will be like! In fact, there were many times in the Bible when God called people to do something they had never done before, something that could be a little scary.

To think about that, let's watch a video about a guy named Luke Skywalker who talks to a man named Obi Wan Kenobi. Obi Wan wants Luke to follow him and go somewhere new. As you watch, pay attention to how Luke reacts.

Video: Luke Skywalker Part 1

So Obi Wan asked Luke to come with him. But what did Luke say? (Let kids respond.) Yep, he said no! He was nervous about what would happen. He didn't want to leave the comfort of his home. But just like Obi Wan wanted Luke to come with *him*, God wants US to follow HIM... even though we don't know what he'll ask us to do or what it'll be like!

INTRO TO JOSHUA

Now, if you've seen the movie Star Wars, you know Luke eventually said yes! But Luke Skywalker is just a character in a movie. For the next few weeks, we're going to talk about some BRAVE men and women from the Bible.

script continued

So today, we're going to hear about a guy who followed God, even though he didn't know what would happen! **(Click to show slide of Israelites.)** This guy was a part of God's special family, the Israelites. God had saved his family from slavery in a place called Egypt and was leading them to a promised home he picked out for them.

Unfortunately, God's people didn't find their home right away. They wandered around the wilderness for a really long time! **(Click to show map of Israelites' journey.)** See this map? The line shows how they wandered around for 40 years! What do you think that would feel like, if you were one of the Israelites? (Let kids respond.) Yeah, I might feel like that too.

JOSHUA LEADS THE ISRAELITES

Luckily, they had God leading them. And God sent special leaders to the Israelites, like Moses, and then Joshua. **(Click to show slide of Joshua.)** Everybody say, "Joshua." (Let kids respond.) Joshua was a really brave guy, who obeyed and trusted God no matter what.

Before Joshua could lead the Israelites to their new home, though, he had to be brave. The new home was in a place called Canaan. But to get there, they had to cross the Jordan River! Now, do you think it was like this river? **(Click to show slide of lazy river.)** I wish it looked like a lazy river - that would be fun! But this is the Jordan River. **(Click to show loop of fast-flowing river.)** And it was in flood stage, which means was deeper and faster-moving than this!

But God told Joshua to lead the people through it, so Joshua trusted God to help do it. Let's watch a video to see what happened when Joshua trusted God to help him lead the Israelites across the river. As you watch, try to figure out how God helped Joshua.

Video: God's Story / Joshua crosses the Jordan

How did God help Joshua? (Let kids respond.) That's right, he made a dry path! But did God tell Joshua to step in the river and start walking through it... *before* or *after* he parted the waters? (Let kids respond.) That's right, Joshua and the priests had to step into the rushing river, not knowing how God would help them! That's because God wants us to trust him and be brave *even* when we're in tough situations.

WE CAN ALWAYS TRUST GOD

So what exactly did God tell Joshua to do when they got to the river? (Let kids respond.) Yep, God wanted the priests to carry the Ark of the Covenant into the water, even though the river was still flowing all around them! Does anybody remember what the Ark of the Covenant was? (Let 1-2 kids respond.) That's right, it held special reminders of what God had done for his people in the past. The Ark was holy, which meant that God was with it.

The Ark of Covenant reminded the people that God right there with them, walking into that river with Joshua and the priests! God wanted the Israelites to know that he would be with them no matter what, even when it was dangerous and scary.

Let's look at a verse that shows us how Joshua might have been brave enough to step into that river:



script continued

Slide: Psalm: 56:3 But when I am afraid, I will put my trust in you.

Let's all read the verse together. (Lead kids in saying the verse out loud.) Who do we put our trust in when we're afraid? (Let kids say: God.) That's right! And does this verse say that we'll never be scared? (Let kids respond, "No.") Nope. Since we live in an imperfect world, there are going to be times when we're afraid. The thing is, we don't have to *stay* afraid. We can trust in God, and he'll help us be brave, just like he helped Joshua.

Let's all do some motions together to help us remember this verse.

- **But when** (Tap your wrist.)
- **I am afraid** (Cover your eyes and act scared.)
- **I will put my trust** (Point to your head, then bring the finger downward, and turn your hand into a fist, enclosing it in your other hand. Refer to the link at the beginning of the Large Group section.)
- **In you** (Point your finger up, bringing your whole arm up.)

Great job guys! Let do it again. (Lead kids in saying the verse and doing the motions a few times.)

BRAVERY RESPONSE

Think about your own life for a second. What are some things that make you nervous or scared? Everyone, close your eyes and think of one thing that makes you afraid, or nervous. Maybe you're afraid you'll make someone mad or maybe you're afraid of the dark. Maybe you're scared you'll get in trouble at school or that you'll see a spider! Think for a minute. (Give kids a few seconds of silence.) OK, open your eyes.

Anyone want to share? (Let 3-5 kids share.) Yep, every day we need to have bravery, don't we? So now, we're going to show God that we want to trust in him, even when we're afraid.

Think again of one thing you're afraid of: now we're going to do one of the motions we did earlier. Ready? Let's say, "I trust in you, God," while we point our finger to our head, and then move it down, like *this*. (Demonstrate the motion from the "I will put my trust" portion of Psalm 56:3. If you need to, look up the link at the beginning of the Large Group section.)

Let's all do it together, right now! (Lead kids in the doing the motion while saying, "I trust in you, God.") Great! Now let's pray together.

PRAY

Dear God, helps us to always put our trust in you when we're afraid. Thank you for protecting us and helping us to be brave when you call on us a new adventure. We love you, amen!

WORSHIP

We're going to sing some songs now to worship God. Worship is when we tell God how great he is, and singing and dancing to him is one way to do that! The first song is a new one, and it's all about putting our trust in the Lord, just like Psalm 56:3 tells us. Try to follow along with motions!

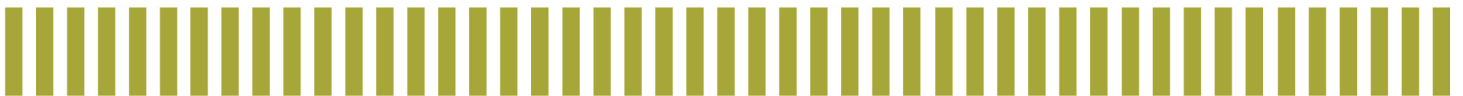

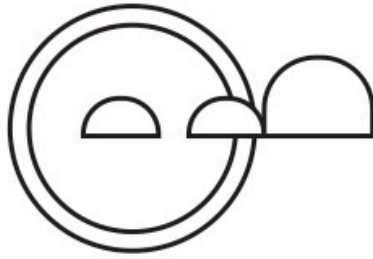


script continued

Music Video: Trust in the Lord
Music Video: More Like You Are

**Dismiss kids to small groups*

name



PREP needs



connect time supplies

Adventure Activity – No supplies needed

small group supplies

Per kid: verse card, 1 stone (<http://www.homedepot.com/p/Rain-Forest-30-lb-Black-River-Pebbles-1-in-to-2-in-RFBRP5-30/206094879>)

Per group: markers, Bible, 1 sheet of tear-off paper (approx. 10 feet long), One set of 12 paper stones (each stone will have a different word from Psalm 56:3 on it)

large group supplies

No supplies needed

a/v needs

1. Song slide: for when kids enter the room (All that You Need instrumental; mp3 only; can be downloaded on website)
2. Video: Star Wars movie clip
3. Slide: Israelites
4. Slide: Israelites' journey
5. Slide: Joshua
6. Slide: Lazy river
1. Loop: Fast flowing river (<https://www.youtube.com/watch?v=38-8wTNKsDI>; 0:57-1:04)
7. Video: God's Story / Joshua crosses the Jordan
8. Slide: Psalm 56:3 But when I am afraid, I will put my trust in you.
9. Music Video: Trust in the Lord (<https://vimeo.com/153815987>)
10. Music Video: More Like You Are (<https://vimeo.com/154219576>)

connect questions

Tell me about Joshua.
How did Joshua put his trust in God?

parent page