



Kindergarten-2nd

November 28-29, 2015

DATE

Thanksgiving

LESSON TITLE

Psalms; Psalm 23

WHERE TO FIND IT

We can praise Jesus.

MAIN POINT

schedule

Connect Time (20 minutes): Five minutes after the service begins, split kids into groups and begin their activity.

Large Group (30 minutes): Begin 20 minutes after the service starts. Model what it looks like to be engaged in large group.

Small Group (15 minutes): Keep kids in small groups until parents arrive. If you *all* have extra time at the end, you can review the video and songs together.

tips

As kids come in, talk to them about Thanksgiving to get their minds focused on what they're thankful for. Ask them what they did (but be careful not to assume they celebrated in a particular way).

check-in/out

As kids leave, make sure the music is pumping! Today is all about songs (and Psalms)!

Also, make sure each kid gets an **Advent postcard** on the way out.

large group heads up

Today, we're learning about the book of Psalms, with an up-close glance at Psalm 23. There are lots of reasons to sing but today we want to focus on giving thanks to God (since it's Thanksgiving weekend, after all).



connect time

GOAL: *Connect Time is all about engaging kids in an activity that allows them to connect with each other right away while simultaneously piquing their curiosity for Large Group and preparing their minds for what they're going to hear.*

NEW SONG MUSICAL CHAIRS

- Set up one chair for each kid and make two equal rows back to back.
- Have kids stand up and remove two chairs.
- Then start the music and have the kids march around the chairs in a circle.
- When you stop the music, the kids should race to find a chair.
- The two kids who don't find one are out. Have kids stand up again, remove two more chairs and continue until there are only two kids left!
- The one difference to normal musical chairs is this: **every time you start the music, start a new song.** (*The goal is for kids to hear as many different types of songs as possible before Large Group.*)

TALK ABOUT IT

- Did you hear any songs you liked? Which ones? Why did you like them?
- Why do people sing songs?
- What's your favorite song?

Before you go to Large Group, you can also remind kids of the expectations for Large Group behavior: (1) be kind, (2) listen when somebody speaks, and (3) follow the leader's instructions.



instructions

Goal: Kids will (1) understand that we can sing songs to Jesus, like in the book of Psalms and (2) give thanks to Jesus!

Why? Being thankful is an important posture for kids and adults. Hopefully kids have gratefulness on their minds this week, so let's keep it going!

Tip: Ahead of time, consider whether you want to adapt Small Group (adaptation listed).

small group

REVIEW THE STORY

1. Tell me about the book of Psalms. (It's full of songs, written by different people. The songs are thankful, happy, sad, angry, loving, and every other emotion.)
2. Why do people sing songs? (to describe what they're feeling or thinking about)
3. What's one thing David was thinking about in Psalm 23? (how God was his shepherd and he was the sheep; God comforts him, protects him, is always with him. If you want, **open the Bible and read Psalm 23 together** to remember!)

MAKE IT PERSONAL

- Let's make a Thanksgiving love song to Jesus. Spread out **a large, tear-off sheet of paper**.
- With **markers**, have kids draw/write everything they are thankful for—from things in the song like how God quiets us and protects us to daily conveniences like food, friends, and clothes. Expand upon the theme of thankfulness from this holiday week!
- Stand back and look at all of them. If you want to be silly, you can have kids sing what they made.
- **Possible adaptation:** if your kids don't seem interested in drawing, get out some Play Dough! They can sculpt what they're thankful for, share it, then re-sculpt something new.

*Then do the **coloring page** and talk about songs you could sing to Jesus. Extra Time? Play Musical Chairs again. Or re-watch any of the videos from Large Group. You could also play music-related games like Freeze Dance (kids have to freeze the moment you stop the music).*

*As kids leave, give them an **Advent postcard!***

THIS PAGE LEFT BLANK INTENTIONALLY

special notes

Today has a ton of music. Show kids how to make music worshipful by modeling it for them. Dance to the music, sing out loud and enjoy yourself!

presenter tips

You're reading Psalm 23 to the kids. That's pretty cool to be able to read Scripture over them, so practice a few times so you're familiar with the words.

script

**Click to play intro music.*

WELCOME AND INTRO (6 min.)

Hi everybody! Welcome to Kids' Club. It's great to see you here. I'm really excited because I love music and we just got to listen to SO MANY different songs. Let's think for a second about why people sing songs. Any ideas? (Let kids respond. They may say: to worship, to share an emotion or describe how they feel, to sound good, etc.)

Those are great ideas! Let's look at a few songs that are pretty different. We're going to talk a lot about songs today, so if you feel like singing along, go for it! How about this one:

- **(Click to play Minions Banana Song; 40 seconds):** Why are they singing this song? (Let kids respond.) Yeah, this is just a lot of fun. And they really like bananas, don't they?
- How about this one? **(Click to play Let It Go; 1 min.):** Why is Elsa singing this song? (Let kids respond.) Yes, she's upset and she wants to let her fear go. This song describes how she feels.
- And one more: **(Click to play Jesus Loves Me; 30 seconds):** Why do we sing that song? (Let kids respond.) That's right, to thank Jesus for loving us and sing a love song back to him.

Many songs talk about ways we feel, whether that's sad, happy, in love, or even liking bananas!

INTRO TO PSALMS (4 min.)

And did you know that there is an ENTIRE book of the Bible that's full of songs? We can't hear the music but we can read all the words. The words are thankful, sad, happy, in love with Jesus, or anything the person is feeling! Here's one quick song all about these songs:



script continued

Video: Psalm Song (3:20)

Wow, pretty cool, huh? And did you know there are 150 Psalms?! We don't have time to talk about all those today. But we are going to talk about one Psalm, Psalm 23.

PSALM 23 (4 min.)

This Psalm was written by a guy named David. It's a song all about how God comforts him and it's a prayer to God. Since we've just had Thanksgiving, we're going to talk about this Psalm today. We're going to focus on thanking God for all the things he's done for us.

This is a song that gives us LOTS of reasons to be thankful. As you watch the video, as soon as you hear one thing you want to say thank you to God for, put your hand over your heart, like this (model).

Video: The Good Shepherd (2:30)

Amazing. That is such a beautiful song—one of my very favorites. It gives me so many reasons to say thank you to God. What kinds of things do you guys want to say thank you for? *(Let kids respond. They might say: We are God's lambs. God feeds and guides us and gives us everything we need. Inside our heart is quiet. We won't be afraid because Jesus knows where we are, keeps us safe, rescues us, makes us strong and brave. He gets things ready for us. He fills our heart full of happiness. Wherever we go, God's love is with us!)*

You know what I'm thankful for? *(Summarize anything from the video that the kids missed. And then share the thing that you're most grateful for.)*

RESPOND (3 min.)

We are going to read Psalm 23 straight from the Bible. Everybody, close your eyes. (Let kids respond.) Lay down if you want; get comfortable. Listen to the words and as you listen, I want you to picture yourself as a little sheep (**hold up the stuffed sheep very gently**) and imagine that Jesus is gently caring for you, like these words say:

(Read Psalm 23):

**The LORD is my shepherd;
I have all that I need.
He lets me rest in green meadows;
he leads me beside peaceful streams.
He renews my strength.
He guides me along right paths,
bringing honor to his name.
Even when I walk
through the darkest valley,
I will not be afraid,
for you are close beside me.
Your rod and your staff
protect and comfort me.**



script continued

**You prepare a feast for me
in the presence of my enemies.
You honor me by anointing my head with oil.
My cup overflows with blessings.
Surely your goodness and unfailing love will pursue me
all the days of my life,
and I will live in the house of the LORD
forever.**

(Then pray for the kids, leading them in giving thanks to God for how deeply he loves us.)

QUICK RECAP

Go ahead and sit up. (Let kids respond.) That's one of my favorite Psalms because it reminds me how much Jesus loves me. It makes me want to sing a love song back to him! And we're going to sing three songs today. That's more than normal, but today is all about singing to Jesus with music. And just so you don't forget, here's a reminder about the Psalms that we learned about today:

Video: What's In the Bible Psalm Song

WORSHIP

Now let's sing a few songs to tell Jesus how much we love him and want to follow him!

Music Video: I'm Yours

Music Video: I'm Not Afraid

Music Video: Listen

SHOW ADVENT IMAGE (you can leave it up during small group so parents see it too)




If you want to have some fun counting down to Christmas, ask a parent to go to CrossroadsKidsClub.net/advent starting on December 1. There will be a video or activity you can do together to celebrate. You'll get a postcard on your way out to remind you. Now let's head to small groups!

THIS PAGE LEFT BLANK INTENTIONALLY



script continued

name



PREP needs



connect time supplies

Per Group

Make sure there is a working iTunes playlist or CD player in each room
1 chair per kid (use what's already in rooms)

small group supplies

Per kid
none

Other

Advent postcard (to be handed out at Check Out)

Per group

Markers
1 Bible
Play Dough

large group supplies

Bible

a/v needs

1. Song slide: for when kids enter the room (All that You Need instrumental; mp3 only; can be downloaded on website)
2. Video: Minion Banana Song (<https://goo.gl/p79zWt>; first 41 seconds only; cut at break between verses)
3. Video: Let It Go (<https://goo.gl/9TISPC>; 0:15 when she starts to sing the verse through 1:28 when she finishes first chorus)
4. Video: Jesus Loves Me (one shot; <https://vimeo.com/74748426>; ONLY use 0:12 through 0:45; first verse and chorus)
5. Video: Psalm Song (<https://vimeo.com/24012835>)
6. Video: Jesus Storybook Bible; The Good Shepherd (<https://goo.gl/6A9KlK> (1:11 to the end))
7. Video: What's In the Bible Psalm Song (<https://www.youtube.com/watch?v=4JnQimRO-mQ>)
8. Music Video: I'm Yours (<https://vimeo.com/77168212>)
9. Music Video: I'm Not Afraid (<https://vimeo.com/121403086>)
10. Music Video: Listen (<https://vimeo.com/107752866>)
11. Image: Advent

connect questions

Tell me about the book of Psalms in the Bible.
What do you want to sing to God about today?

parent page