



Twos

June 2015

DATE

Creation

LESSON TITLE

Beginner's Bible (pg. 7-13)

WHERE TO FIND IT

God made the world and God made me.

MAIN POINT

schedule

This is a recommended schedule. You can adjust, but do make time for the lesson and the activity!

- 15 minutes Check in and play time
- 5 minutes Clean up toys
- 10 minutes Prayer/sing/snack
- 5 minutes Lesson/story time
- 10 minutes Lesson activity/craft
- 5 minutes Song time
- 10 minutes Play and clean up time

tips

For many two-year-olds, leaving their grown-up can be traumatic. To reduce the separation anxiety, be sure to welcome a new kid with warmth and excitement, and introduce them to a new toy or activity as soon as they enter the room.

check-in/out

As you check in kids, be sure to ask parents if their kids are potty-trained or are working on it. And so you know - if there is an "accident" we've got some clothes available to send them home in.

Not sure where to find clothes? Call the Info Center to have someone help you. The number should be posted in your room.

large group heads up

Today we're learning that God made everything, including us! We want kids to experience wonder as they discover what it means that God created everything out of nothing! Bring the story to life by use hand motions and animal noises to illustrate what God made.



connect time

No connect time for Twos



instructions

Goal: Help kids connect to God and experience his love at their own level.

Why? We want to root kids in God's identity, and there's no better time to start than now!

Tip: Keep repeating that "God made..." when talking about different objects in the lesson. Kids can recognize flowers, animals, etc. but we want them to recognize that God made those things!

small group

ACTIVITY 1 – COLORING PAGE

As kids color their page, ask:

- Do you know what animal this is? What sound does it make?
- Who made this animal? (God!)

Supplies needed:

Animal coloring page, crayons

ACTIVITY 2 – GOD MADE THE FLOWERS AND PLANTS

Kids are going to discover the textures of flowers and leaves and pretend to plant them!

- Set out **fake leaves and flowers and some play dough in front of each kid.**
- Invite kids to play with the flowers and leaves by picking them up and feeling the textures, laying them out on the table, throwing them in the air, etc.
- Show kids how to stick the flowers into the play dough to "plant" them. They can also press the leaves onto the play dough, and well as make flowers out of the play-dough.
- As kids play say, "**God made flowers!**" and "**God made plants!**"

Supplies needed:

Fake leaves and flowers, play dough

EXTRA TIME?

Trace kids' hands on the back of their coloring page, and ask them to say, "God made me!"

THIS PAGE LEFT BLANK INTENTIONALLY

special notes

We're connecting the story of creation to things that kids will recognize and are learning at their age level. For example, instead of just telling kids that God made an animal, have them make an animal noise to illustrate it!

presenter tips

Two-year-olds have short attention spans, so redirect their attention often. Use big hand motions, fun voices, and act silly!

Pictures are a part of the lesson today; make sure you have the right pictures ahead of time.

script

Hi everybody! It's so good to see you today. I have something to share with you. This is the **Bible**, and it's a very special book! (**Show the Bible to kids.**) It's all about God, and how much he loves us! God loves me (*point to yourself*) and God loves you (*point to kids*)!

Today we're going to see how God made everything in the whole wide world! He made the dirt on the ground (*rub your hands on the ground*), and he made the sky, way up high (*reach your hands up high*).

He made all the animals too! One of those animals was a duck! (**Show duck picture.**) Can you all make a duck sound? (*Quack along with kids.*) How about a cow, can you make a cow sound? (*Moo along with kids.*) Good job! God made all those things!

Let's read a story from the Bible about how God made everything! (**Read pp. 7-13 from The Beginner's Bible.**)

Wow! God made everything around us! (*Hold up each picture as you say the following:*)

- He made the **sun**
- He made the **clouds**
- He made the **flowers**
- He made the **animals**
- He made you and me (*point to each kid*)

I'm so glad that God made us. Let's all hug a friend to show how glad we are that God made us!

Pray – Thank you God for making the world. Thank you for making us. We love you!



script continued

THIS PAGE LEFT BLANK INTENTIONALLY



script continued




THIS PAGE LEFT BLANK INTENTIONALLY



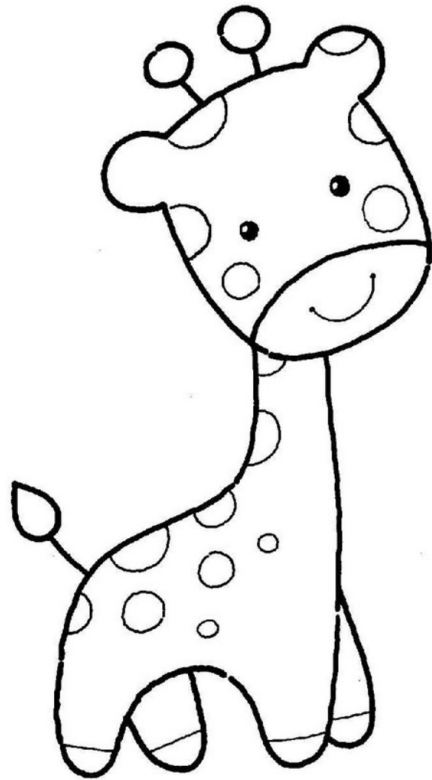
script continued

THIS PAGE LEFT BLANK INTENTIONALLY

name



FB.



PREP needs



connect time supplies

No Connect Time for Twos

small group supplies

Animal coloring page, crayons
Fake flowers and leaves
Play dough

large group supplies

The Beginner's Bible (p. 7-13)

Pictures:

- Duck
- Sun
- Clouds
- Flowers
- Animals

a/v needs

Working CD player and any Kids' Club CD

connect questions

What things did God make?

parent page

We learned that God makes us brave, and he gives us the power to do it! Jesus helped Peter overcome his fear and walk on water, and Jesus can help us too. No matter if we're happy, sad or scared, He can help us be brave enough to do anything!