

# Kindergarten-2<sup>nd</sup>



April 25-26, 2015

DATE

Luke 22:54-62, Joshua 1:9  
Adv. Bible for Early Readers (pp. 1230-1231, 249)

WHERE TO FIND IT

BRAVE Journey: Power

LESSON TITLE

Your bravery/power comes from Jesus

MAIN POINT

## schedule

**Connect Time (15 minutes):** Five minutes after the service begins, split kids into groups and begin their activity.

**Large Group (30 minutes):** Begin 20 minutes after the service starts. Model what it looks like to be engaged in large group.

**Small Group (15 minutes):** Keep kids in small groups until parents arrive. If you *all* have extra time at the end, you can review the video and songs together.

## tips

All adults are getting paper boats to burn this week. For Small Group, you'll lead kids in making a paper boat so this can be a family activity. However, if this seems too hard for your kids, do the first part of the activity and send them home with the piece of paper and they can make it with an adult at their house.

## check-in/out

Ask kids about why they got party blowers—how does it remind them of God's power?

**Kids also have paper boats (or pieces of paper that can be turned into boats). The adult who picks them up should have one too. Let adults know that kids should join them in getting rid of the boat (and fears!) this week.**

## large group heads up

This is our third week in the BRAVE Journey series. Since it's a cohesive 6-part series, we'll be building on previous knowledge each week. Be sure to include new kids by reviewing the story we've been learning.



## connect time

**GOAL:** *Connect Time is all about engaging kids in an activity that allows them to connect with each other right away while simultaneously piquing their curiosity for Large Group and preparing their minds for what they're going to hear.*

### WIND CARS

*\*Break into small groups for this activity. You'll need a **long piece of tear off paper** and **2 cars**.*

- Split your small group into 2 teams.
- Lay out a long sheet of tear off paper on the ground.
- Pick 1 kid from each team and have them sit at one end of the paper. Give them each 1 toy car.
- Tell the group that these 2 kids are going to race their cars down the paper racetrack, but they aren't allowed to use their hands. They can only push the cars by blowing behind them. Tell kids to start when you yell "Go!"
- Encourage kids to cheer on their teammates as they race their cars. Let everyone take a turn.
- Once everyone has gone, gather into a circle and ask them these 2 questions:
  - Did the cars have power to move on their own? What gave them power?
  - Can real cars run by themselves? What gives them power?
- **If you have time, ask kids to share the best and worst parts of their week.**

**Before you head into Large Group, remind them of your expectations for behavior: (1) be kind, (2) listen when somebody speaks, and (3) follow the leader's instructions.**



## instructions

**Goal:** Kids will understand that (1) God wants us to be brave, (2) We need God's power to be brave and (3) God is with us wherever we go.

**Why:** This is the third week in our BRAVE Journey series. Being brave means we need to use God's power and rely on him for courage and strength.

**Tip:** Tell kids that it's okay if we don't always feel brave or powerful—that's why God promises us that he will always be our source of power.

## small group


### REVIEW THE STORY

1. What did Peter do when people asked if he knew Jesus? Why did he do that?
2. What happened after he realized what he had done?
3. How did Peter have the bravery to follow Jesus again?
4. Tell us about a time you were afraid to follow Jesus (or be brave). What did you do?
5. How do we receive God's power?
6. **What's one brave thing you want to do with God's power this week?**

### CHOOSE GOD'S POWER INSTEAD OF FEAR

*\*If this activity is too difficult, just have kids draw their fears. Tell them they will turn these into paper boats with the help of an adult at their house.*


- Give each kid **a piece of paper**.
- **Think** about the fears they need to leave behind to do the brave thing this week.
- They can **draw/write their fears** on the paper.
- We're going to turn these into paper boats! Using your own piece of paper, lead kids in making paper boats. Here's how:
  - Fold an 8.5" x 11" piece of paper in half, cutting the 11" sides in half
  - **Then fold according to the pictures below (follow them left to right):**




(Continue on the following page)



- **Open it in the middle, fold down to make a square, then fold each new point up, like this:**



- **Open it in the middle again and fold down to make a square, like before. Then open the flaps to make a boat:**



*\*\*\*Tell kids getting rid of our fears is like sending them away, getting rid of them forever. They are actually going to do an activity with the adult who picked them up today to get rid of these fears. They'll have to wait to be picked up to find out what that is!*

#### **ACTIVITY- USING GOD'S POWER .**

- Hold up **ONE party blower** and ask kids if this toy can work all by itself, or does it need power?
- Let kids respond, and explain that we can only be brave when we get power from God, just like these blowers need wind to blow!
- And when we choose God's power, we leave our fears behind (refer to papers or paper boats).
- Hand out **1 party blower to each kid** to take home.
- Tell kids that we're each going to take a turn saying one thing that we want God to help us be brave with, and then blow the party favor. **Make it clear that kids can only blow on their turn.**
- Once you've gone around the circle, you can all celebrate God's power by blowing at the same time!

#### **Prayer**

Thanks God for being our source of power, and for never giving up on us.

*Then give kids a Peter **coloring page**. If you still have extra time, get out the cars and let them have another race.*



## special notes

Part of today's lesson involves sharing a personal experience when you needed God to help you be brave. Be specific and vulnerable. It helps kids to understand the concept when you share how it affects you personally.

## presenter tips

Part of today's script involves repeating Joshua 1:9 a few times; this verse is an important part of the BRAVE journey series, so be sure to focus on it and help kids break it down.

## script

*\*Click to play intro slide*

Hey everybody! Welcome to Kids' Club. Great job racing those cars today, it looked pretty fun! It wasn't a normal race though, was it? Can someone tell me what you had to do to make your car move? (Let a kid respond.) That's right, you had to blow on it! The wind from your lungs made the car move. It had no power on it's own. On the count of 3, let's all blow as hard as we can. Ready? 1, 2, 3! (Blow into your mic along with kids.) Good job!

You also might have talked about real cars. Do real cars have power on their own? (Let kids respond: "No.") What gives them power? (Let kids respond with things like gas, someone driving the car, battery, etc.) You're right! Well today, we're going to talk about where we get OUR power. And not just any power: the power to be BRAVE.

### **RECAP: PETER**

In case you haven't been here before, we've been talking about a guy named Peter. He followed Jesus on an incredible adventure, because Jesus asked him to. We've been talking about how Jesus also calls US to be on an adventure, even though it's not always easy! Give me a thumbs up if you want to be brave and find out what adventure Jesus is calling you to! (Let kids respond.)

Now I have a very important question. And I want you to all shout out the answer to me, OK? Can we be brave all by ourselves without any help from Jesus? (Let kids shout: "No!") You're right! We need Jesus' power to be brave! There's no way to do it all on our own!

### **EVERYTHING NEEDS POWER**

There are some pretty powerful things in this world. Let's look at a few of them. I'm going to show you something on the screen; if you think it's really powerful, raise both your hands up in the air. If you think it's not very powerful, give me a thumbs down. Ready?



## script continued

- Boat
- Volcano
- Turtle
- Tiger
- Car Crusher

Wow! Those were some really powerful things! You know what, though? Those things all get their power from *something else*. They all have a power source! And we are the exact same way. If we want to be brave, we have to get our power from somewhere else too. So where do we get our power to be brave? (Let kids respond.) That's right, from Jesus! He is where our bravery comes from.

### **PETER TRIES TO BE BRAVE ON HIS OWN**

Let's go back to Peter. There were some times when he tried to be brave, but he didn't get his bravery from Jesus. He tried to do it all on his own! Do you think that's a good idea to do? (Let kids respond.) No way! Let's watch a video about what happened when Peter tried to do things his own way. As you watch, look for what Peter did after he made some big mistakes, and pay close attention to what gave him power.

### **VIDEO: God's Story/Peter Denies Jesus**

Can someone tell me what Peter did when people asked him about Jesus? (Let a kid respond.) Yep, he said he didn't know Jesus at all! Not just once, but three times! Give me a thumbs down if you think that was an un-brave choice to make. Why do you think that was an un-brave thing to do? (Let kids respond.) Yep, because Peter pretended he didn't know Jesus, when he really did! The most important part of the story, though, is what happened next. What did he do after he realized he made the wrong choice? (Let a kid respond.) He followed Jesus again! Now what do you think gave him the power to keep following Jesus? That's right, Jesus gave him the power to do it.

### **GOD MAKES US BRAVE**

If Jesus always gives us power to be brave, that means he is always with us. We don't have to be afraid because he'll always be there to give us bravery. We're going to read a verse that will help us understand this. Here it is:

**Joshua 1:9 This is my command—be strong and courageous! Do not be afraid or discouraged. For the Lord your God is with you wherever you go.**

Let's all read it together again. But this time, I'm going to say a small part of it, and then you repeat after me. Ready? (Read the verse in sections, and let kids repeat after you)

- **This is my command** (let kids repeat)
- **Be strong and courageous** (let kids repeat)
- **Do not be afraid or discouraged** (let kids repeat)
- **For the Lord your God** (let kids repeat)
- **Is with you wherever you go** (let kids repeat)



## script continued

### WHEN DO WE NEED GOD'S POWER?

The verse we just read says that God is with us wherever we go. Does that mean God is with us at....(let kids respond 'yes' to each of the following):

- Our house?
- Our school?
- When we're hanging out with friends?
- When we're scared?
- When we're having fun?
- When we've made a wrong choice?

You guys are right; God is with us EVERYWHERE, and in every situation! A time when God gave me power to be brave was when \_\_\_\_\_ (*share a specific experience that you needed God to help you be brave*).

### HOW DO WE GET GOD'S POWER?

Now that we know God is with us wherever we go, and that he gives us power to be brave, we need to know HOW to get God's power. Do you all think there's a cord we're supposed to plug into a wall to get God's power? (Let kids say: "No!") How about a battery? Is there a battery we can use to get God's power? (Let kids answer: "No!")

We can get God's power by being close to him. Can someone tell me a way that we can get close to God? (Let 1-2 kids respond.) You're right! To be close to God and plug into his power, we need to talk to him, read the Bible and ask him for help. All these things help us get his power!

### RESPONSE: CHOOSING GOD'S POWER OVER FEAR

And when we choose God's power, we get rid of all the fears that hold us back. So when I did \_\_\_\_\_ (*brave thing you just shared*), God's power replaced all my fears of \_\_\_\_\_ (*describe specific fears related to the situation*). It can be really hard to get rid of fears though. The best thing we can do is choose God's power and presence instead.

For the next couple minutes, we're going to practice giving up our fears and choosing God's power. If you want, you can choose to receive His love and tell him that you trust him. A video will play and you can look at the words on screen or just lie down and listen. While it plays, ask God to give your power. Ask him how he wants you to be brave.

### VIDEO: Take a Minute/Trust

OK, let's all stand up and celebrate God's power! We're going to sing some songs about how he makes us brave, and how we can always stop, listen to him and choose his power!

### Music Video: Bravery

### Song: Before I Go

### PRAYER

Thank God for giving us power and always being with us.





THIS PAGE LEFT BLANK INTENTIONALLY

name



# PREP needs



---

## connect time supplies

Per group:

- 1 long tear-off piece of paper
- 2 toy cars (light enough to blow)

---

## small group supplies

Per kid: 1 festive party blowout toy (OT: IN-25/15300), Coloring page

Per group: Adv. Bible for Early Readers (pp. 1230-1231, 249), markers

---

## large group supplies

Adv. Bible for Early Readers (pp. 1230-1231, 249)

---

## a/v needs

1. Song slide: for when kids enter the room: We Are the Brave Ones (Mae will have MP3)
2. Video: Boat (0:56-1:15)( <https://www.youtube.com/watch?v=UG6FhK96dBg> )
3. Video: Volcano (0:30-0:45) ([https://www.youtube.com/watch?v=7Ya\\_KmcGf9Y](https://www.youtube.com/watch?v=7Ya_KmcGf9Y) )
4. Video: Turtle (0:00-;05) ([https://www.youtube.com/watch?v=h\\_N\\_rjkdckU](https://www.youtube.com/watch?v=h_N_rjkdckU) )
5. Video: Tiger (0:05-0:14) ([https://www.youtube.com/watch?v=ceINiVCHf\\_w](https://www.youtube.com/watch?v=ceINiVCHf_w) )
6. Video: Car Crusher (1:03-1:14) <https://www.youtube.com/watch?v=fCTxTZEWJbQ> )
7. Video: God's Story/Peter Denies Jesus
8. Slide: Joshua 1:9 This is my command—be strong and courageous! Do not be afraid or discouraged. For the LORD your God is with you wherever you go.
9. Video: Take a Minute/Trust
10. Music Video: Bravery <https://vimeo.com/49923937>
11. Song: Before I Go

---

## connect questions

Tell me about Peter.  
How can we get God's power?

---

## parent page

Daily Talk Starts – separate document