



3rd – 5th

April 25-26, 2015

DATE

BRAVE Journey: POWER

LESSON TITLE

Luke 22:54-62; Joshua 1:9
Adventure Bible (p. 1158, 237)

WHERE TO FIND IT

Your bravery (power) comes from Jesus.

MAIN POINT

schedule

Connect Time (15 minutes): Five minutes after the service begins, split kids into groups and begin their activity.

Large Group (30 minutes): Begin 20 minutes after the service starts. Model what it looks like to be engaged in large group.

Small Group (15 minutes): Keep kids in small groups until parents arrive. If you *all* have extra time at the end, you can review the video and songs together.

tips

Read the **Connect Time** plan ahead of time, so that you understand it fully and can give kids clear directions. There's a little extra prep today and it's **TOP SECRET**, so make sure to do it without the kids noticing!

For Small Group, you'll lead kids in making a paper boat. If the pictures don't make sense, watch this video: <http://www.instructables.com/id/Easy-paper-boat/>.

check-in/out

As kids leave, tell them to show the adult who picks them up the boat they made. (The adult should have one too.) Kids should join the adults in getting rid of the boat (and fears!) this week.

large group heads up

Today, we're talking about how our power to follow Jesus comes from God. Even Peter couldn't do it by himself. No matter how many times we mess up, we can keep leaving our fears behind and choosing God's power.



connect time

GOAL: *Connect Time is all about engaging kids in an activity that allows them to connect with each other right away while simultaneously piquing their curiosity for Large Group and preparing their minds for what they're going to hear.*

PLEASE DO NOT SHOW FLASHLIGHTS TO KIDS!!!

HIDE AND SEEK

- Have all kids gather and face one leader. That leader should keep their attention while another leader hides **2 flashlight pieces** per small group around the room.
- Break kids into small groups.
- Tell each group there are **pieces of flashlights hidden** around the room.
- Each group's goal is this: find the pieces of the flashlight, put them together and shine the light before the timer runs out. (**Note: this is impossible because there are no batteries but encourage kids that what they need for the flashlight is there.*)
- Announce the goal and that ALL the flashlight pieces are hidden somewhere.
- Announce two ground rules:
 - (1) You'll be given no clues on how many pieces per flashlight or what the pieces look like. Just know that no two pieces are the same. So if you find two pieces that look alike, give one piece to another team.
 - (2) If your team hoards flashlight pieces you don't need, you'll be disqualified
- **GO!** Have a leader play the **3-minute countdown** on the Keynote while kids search.
- Once the countdown is over, see if anyone got the light on. When you see nobody won (because no batteries were provided), get into groups to talk about it.
- **Debrief:**
 - Why couldn't you achieve the goal? Explain.
 - You had everything to build the flashlight. Why did you need batteries?
 - What is power?
- **If you have time, ask kids to share the best and worst parts of their week.**

Before you head into Large Group, remind them of your expectations for behavior: (1) be kind, (2) listen when somebody speaks, and (3) follow the leader's instructions.

*Make sure all the pieces have been found and returned to the Small Group bin before proceeding to Large Group.



instructions

Goal: Kids will (1) recognize our need for God's help when following Jesus, (2) understand that Peter needed help and (3) identify one way they'd like to see God's power this week.

Why? It's important to understand that bravery isn't achieved through our own power but by God's power in us.

Tip: Participate *with* kids in these activities! Let them see what trusting God and relying on his power looks like for you, even if it's hard.

small group

REVIEW THE STORY


1. Why do we need God's power?
2. Why did Peter need God's power in today's story?
3. How did Jesus give Peter power to continue to follow him?
4. What does it mean to have God's power?
5. How do we know God will give us power? (refer to the verse; have kids repeat it together a couple times)

IMAGINE BEING BRAVE


- Give each kid a **post-it**
- On it, have them write down one time they want God's power this week (one time they'd like to be brave). Help kids think of some "outside the box" examples of bravery like saying "no" to something we know is wrong; trying again after we mess up, like Peter; or asking for help with something.
- Stick it in the middle of the table and share.

CHOOSE GOD'S POWER INSTEAD OF FEAR


- (Refer to post-its) To do these things, we have to get rid of our fears.
- Give each kid **a piece of paper**.
- **Think** about the fears they need to leave behind to do the brave thing this week.
- They can **list fears** on the paper.
- We're going to turn these into paper boats! Using your own piece of paper, lead kids in making paper boats. Here's how:
 - Fold an 8.5" x 11" piece of paper in half, cutting the 11" sides in half
 - **Then fold according to the pictures below (follow them left to right):**



- **Open it in the middle, fold down to make a square, then fold each new point up, like this:**



- **Open it in the middle again and fold down to make a square, like before. Then open the flaps to make a boat:**



Tell kids getting rid of our fears is like sending them away, getting rid of them forever. They are actually going to do an activity with the adult who picked them up today to get rid of these fears. They'll have to wait to be picked up to find out what that is!

***Then ask God for power regarding the specific requests kids wrote on their post-its.**

Extra time? Use the whiteboard to play Pictionary, using scenes from today's story. Or, write out the verse and have the kids repeat it several times. Each time, erase a word or two. You could also grab a group game from the room and bring it to the table.

LARGE group

special notes

***This script might take a little longer than usual. If you want, begin 5 minutes early to make sure you have time for all the videos and the small group activity!**

presenter tips

***Have some fun with the verse review (game written into script). Structure it in the way that best fits your room. You could have kids say it in silly voices or try to get the loudest. You could also point to a third of the room and ask them to say the phrase that comes next instead of assigning specific phrases to specific thirds of the room.**

***Read this tip once you're familiar with the script!**

script

***Click to play intro music**

Hi everybody! Welcome to Kids' Club. It's great to see you here. Let's talk about Connect Time for a second. You guys all raced to put together your flashlights...but then none of you actually turned them on. Why was that? (Let kids respond.) OK, you had no batteries. What's so important about batteries? They're not actually part of the flashlight, are they? (Let kids respond.) That's right, but a flashlight won't turn on without them!

So what exactly is power? (Let kids respond. Try to summarize their responses.) Great, power is something *strong*; it's the ability to change something or make it work properly—it can turn something on and give it life. The flashlight doesn't really work without a battery. It'll look like a flashlight, but it won't do what it's supposed to do...what it *could* do with a battery!

RECAP: PETER

You know, this is important for us to think about, too. If you haven't been here, we've been talking about Peter for the last two weeks. We talked about how God called Peter on an adventure to follow him. To go on that adventure, he would need to be brave. In fact, Jesus actually called him to do something that seems pretty scary: step out of a boat during a huge storm and walk on water. That's because Jesus wants us to follow him bravely.

INTRO: POWER

Now, here's the thing: trying to bravely follow Jesus on our own is like turning on a flashlight without batteries. It doesn't work! We mess up or get scared. We make wrong choices. And sometimes God asks us to do things we could not do without his power and help. We need to get our bravery from Jesus!

(Picture of a crowd.) There are so many times Peter acted out of God's power, not his own. Like a couple times, when Jesus was preaching to a crowd of people. He asked Peter and the



script continued

other disciples to give them food. They only had a little bit of food, not even enough for the 12 of them and not even CLOSE to enough food to feed thousands of people.

Of course, it was God's power that allowed Peter to help feed that crowd. And Peter was bravely able to show other people how to follow Jesus because he knew God was with him! Sometimes, Peter actually needed God's power because he messed up and made wrong choices, just like us. Let's watch a video about one of the times Peter messed up. As you watch, see if you can figure out WHY Peter kept on following Jesus, even after he made some BIG mistakes. What gave him the power to do that?

God's Story: Peter Denies Jesus

Wow, so what big mistake did Peter make? (Let kids respond.) Yeah, he pretended he didn't even know Jesus...three times. When he realized what he did, he cried—he actually wept bitterly. But then, he kept right on following Jesus! What gave him the power to do that, to try again? (Let kids respond.) Yes, Jesus *forgave* him and loved him anyway. And he forgives us too. Knowing we are forgiven and loved by Jesus gives us the power to keep on following him bravely. None of us can do it by ourselves.

GOD ALWAYS GIVES US POWER

God understands that we NEED his power to follow him. So he made us a promise to be with us always. That means his *power* is ALWAYS with us. Remember what God promises us in Joshua 1:9:

Joshua 1:9 This is my command—be strong and courageous! Do not be afraid or discouraged. For the LORD your God is with you wherever you go.

That means that no matter what hard thing you face, you can be strong and fearless. You can be brave because GOD is with you. He has ALL power and he gives power to you. But God's power isn't like a battery that can be taken out of a flashlight. He's with us *wherever we go!* Let's say this out loud together, because we're trying to memorize it over the next few weeks. That way, we will always remember. I'm going to split you into three parts (divide the group into thirds).

Now let's try something: (Give one third this phrase: ***This is my command—be strong and courageous!***; give another third: ***Do not be afraid or discouraged.***; give the final third: ***For the LORD your God is with you wherever you go.*** Say "Joshua 1:9" all together. Lead kids in



script continued

repeating this several times. Then try removing the verse from the screen and having them say it, each third reciting their portion.) Great job!

WE NEED GOD'S POWER

Now let's think for a second about *when* we need God's power and how we want to see him show it to us this week. One way to think about when we need God's power is by thinking about *when* we need to be brave. We're going to watch a quick video to see some times other kids have needed to be brave. As you watch, think about times that YOU have needed to be brave:

Video: When Have You Needed To Be Brave?

<https://www.youtube.com/watch?v=8GsR0RQcars>

We all need to be brave at different times. In fact, sometimes the brave thing is to NOT do something your friends are doing or to ask for help when you know you need it. One time I need God's power is when _____ (*share a time that you need to be brave and need God's power to do it—be specific*). Does anybody in here want to share? When do you guys need God's power? (Let 4-6 kids share.) Great examples.

RESPONSE: CHOOSING GOD'S POWER OVER FEAR

When we choose God's power, we get rid of all the fears that hold us back. So when I did _____ (*brave thing you just shared*), God's power replaced all my fears of _____ (*describe specific fears related to the situation*). It can be really hard to get rid of fears though. The best thing we can do is choose God's power and presence instead. Even after we mess up—because we will—we can start over again, like Peter.

For the next couple minutes, we're going to practice giving up our fears and choosing God's power. If you want, you can choose to receive His love and tell him that you trust him. It's pretty amazing that God gives us power, even when we mess up or get scared. Let's spend some time talking to God now. A video will play and you can look at the words on screen or just lie down and listen. But these next couple minutes are between you and God.

Video: Take A Minute / Trust

WORSHIP

Now let's praise God giving us power and declare our faith in his strength!

Music Video: I'm Not Afraid

Music Video: Better than the Best

PRAY

Ask somebody to come and thank God for giving us power.



script continued

PREP needs



connect time supplies

Per group

1 flashlight (something that breaks into two parts and requires batteries, but please do NOT include batteries; here is an item that would work: go to

www.dx.com and search "SMALL SUN ZY-552 Mini LED 40lm White Flashlight"

small group supplies

Per kid

1 post-it
1 piece of blank white computer paper

Per group

Adventure Bible (p. 1158, 237)
Markers
Verse card

large group supplies

Adventure Bible (p. 1158, 237)

a/v needs

1. 3-minute countdown (for Connect Time):
<https://www.youtube.com/watch?v=dfT96NTkG6k>
2. Song slide: for when kids enter the room: We Are the Brave Ones (Mae will have MP3)
3. Image: crowd
4. Video: God's Story: Peter Denies Jesus (if not on Vimeo, Mae/Dave will have file)
5. SLIDE: Joshua 1:9 This is my command—be strong and courageous! Do not be afraid or discouraged. For the LORD your God is with you wherever you go.
6. Video: When Have You Needed to Be Brave?
<https://www.youtube.com/watch?v=8GsR0R>
7. [Qcars](#)
Video: Take A Minute / Trust (Will be on Vimeo by time of Keynote creation)
8. Music Video: I'm Not Afraid (<https://vimeo.com/121403086>)
9. Music Video: Better than the Best (with dance moves); in Music Videos folder on Public>Kids Club>Kids Club Videos and Tech>Videos>Music Videos

connect questions

Tell me about Peter.
How can we receive God's power?

parent page

Daily Talk Starts – separate document