



# 3PK

June 28-29, 2014

DATE

Noah

LESSON TITLE

Genesis 5-9

WHERE TO FIND IT

God Rescues Noah

MAIN POINT

## schedule

### First 10 minutes of the service hour:

Engage kids in cooperative play activities to help them connect to other kids

**Next 5 minutes:** Connect Time

**Next 25 minutes:** Large Group

**Last 25 minutes:** Snack and Small Group

Finish early? Repeat the activity! Kids this age learn through repetition. Or, check out the end of the activities section to find an idea for this week.

## tips

Help kids clean up their stuff. Make it fun. Tell them each to pick up 10 items, or act like you're a robot while picking up, or come up with your own creative idea to engage them in clean up.

## check-in/out

As kids leave, remind them to tell their parents that the rainbow was a special promise God gave Noah after God rescued Noah. We can look at the rainbow and remember that God rescued us too!

## large group heads up

This week is all about Noah. It's a story of God's judgment, but it also reveals God's incredible mercy. Watch the videos ahead of time, so you're prepared to talk about it with kids. You can find them on [CrossroadsKidsClub.net](http://CrossroadsKidsClub.net).



## connect time

**GOAL:** *Connect time is all about engaging kids in a short, interactive game to prepare them for Large Group.*

- **Clean up! (10 minutes after the service start time, when you get the 5-minute warning from the presenter)**
- Line Up
- While in line, tell kids we're going to hear about how God rescued a guy named Noah. Tell kids this story is FILLED with animals. Then pretend to be different animals:
  - Jump and scratch like a monkey
  - Wave your trunk (arm) and trumpet like an elephant
  - Bark like a dog
  - Snort like a pig
  - Roar like a lion
  - Leap and croak like a frog
  - Buzz like a bumblebee
  - Hop like a kangaroo (HOPS)

*Then remind kids that HOPS will show us how we should behave in Kids' Club. One of the things HOPS will teach us is how to put on our listening ears. Practice that together. Then tip-toe quietly into Large Group.*



## instructions

**Goal:** Kids will (1) understand how God rescued Noah from a flood and (2) recognize that he rescued us too (but in a different way).

**Why?** We want kids to begin to see God as our Rescuer.

**Tip:** As you complete today's activity, retell the whole story as much as you can. Repetition will help kids grasp it!

## small group

*\*As kids eat a snack, review the story.*

### REVIEW

1. Who was the guy in today's story? (Noah!)
2. How did God rescue Noah? (Told him to build a boat.)
3. Who was in the boat with Noah? (His family and lots of animals.)
4. Who was saved from the flood? (Noah and his family and the animals.)
5. Why did God rescue Noah? (Noah followed God!)
6. What did God put in the sky after the flood? (A rainbow—it was a promise that God would never send a flood to the whole world again!)

### ACTIVITY

After God rescued Noah, he sent a rainbow. Today, we're going to make rainbows to remember that God rescued Noah—and later, God rescued US.

- Give each kid a piece of **light blue construction paper** and **3 cotton balls**
  - Kids should **glue** the cotton balls to the side or corner of the light blue paper (they're clouds)
- Give kids a **rainbow crayon**
  - Kids should draw a rainbow coming out of the clouds
- Give kids a **Noah sticker** and let them stick it somewhere under the rainbow
- They can keep decorating if they want

As they finish, remind them that every time they feel scared or lonely or sad, they can look at this rainbow and remember that God rescued them, just like Noah.

**\*Pray with the kids, thanking God that he loves to rescue us!**

(Continue on the following page)

*Extra time? Try an animal party, Noah's ark style! Pretend you're all on the ark. Choose one person to be "Noah." He or she is the leader, which means they name any animal they want; then everybody imitates that animal! Be as loud and crazy as you want. Do sounds, movements, or both!*

# LARGE group

## special notes

Noah is a story that shows God's judgment and his mercy. Focus on how the story of Noah is a rescue story, so that kids will begin to see God as a rescuer.

## presenter tips

There are several "Noah" video resources today. Watch them all ahead of time at [CrossroadsKidsClub.net](http://CrossroadsKidsClub.net) so you're prepared to set them up effectively for the kids.

## script

**Presenter:** Hi Friends! Welcome to Kid's Club. I'm \_\_\_\_\_ and I'm really glad you're here today. Before we get started, I want you to meet my friend HOPS. She's going to remind us of the kind of choices we can make today in Kids' Club.

**Video: HOPS 1 Have Fun** (*about 1 minute*)

### REVIEW

**Presenter:** (Hold up the **Bible** for kids to see.) This is God's story. Out of all the stories in the world, this story is the most important. It's God's Rescue plan.

Remember how God made the whole world and everything was good? The world was perfect! Give me a smile and a thumbs up! (Let kids respond. Then change your tone.) But THEN, something bad happened. Adam and Eve disobeyed God, and sadness and death came into the world... Show me your sad face. (Let kids respond.) This was *really* sad.

But even though Adam and Eve disobeyed God... God loved them anyway! And he planned a great rescue so that Adam and Eve—and you and me—can be close to God again. Does anybody remember the name of the Rescuer? (Let kids say: Jesus!) That's right: Jesus!

### GOD RESCUES NOAH

Before Jesus came, the world kept getting worse and worse. People were mean to each other and even to animals. It made God very sad.

But there was ONE guy who followed God. His name was Noah. Can you guys say, "Noah"? (Let kids say: Noah.) Today, we're going to hear the story of how God rescued Noah. Who's ready to hear it? (Let kids respond; try to build energy and excitement.)

Great! Let's take a look! As we watch, see if you can figure out how God rescued Noah.



script continued

### **Video: God's Story / Noah**

What an amazing story! So when the whole earth was going to be full of water, what did God ask Noah to build to keep him safe? (Let kids say: A boat!) Yes, a boat! Called an ark. Can you guys say, "ark"? (Let kids say: Ark!) Good job!

And because Noah obeyed God and built an ark, he was rescued!

### **HOW TO SHARE THE STORY**

Talking about how God rescues people is always a good idea. You can tell your friends, family members, babysitter, pet...anyone! God loves it when we share parts of his story.

Let's watch a video of some kids telling the story. As you watch, think about how you can retell the story to your friends.

### **Video: KBS / Noah**

Stand up if you think YOU could retell this story to your friends! (Let kids stand.) Awesome! Let's stand and pray together and ask God to help us!

(Pray, breaking it into smaller, repeatable phrases.)

Pray: Hi God! Thanks for rescuing Noah. Thanks for sending Jesus to rescue me. Help me tell others about your rescue. Aaaaaaa-MEN.

### **WORSHIP**

Stay standing as we sing a couple songs!

**Music Video: Deep and Wide**

**Music Video: Be Strong**

Dismiss kids to small groups. (Be creative as you dismiss them. Ask them to come give you a high five first, or maybe tiptoe or hop to their groups.)



**script continued**

THIS PAGE LEFT BLANK INTENTIONALLY







**script continued**

THIS PAGE LEFT BLANK INTENTIONALLY



name



# PREP needs



---

## connect time supplies

Pretend to be animals game: No supplies needed

---

## small group supplies

### Per kid

- 1 piece of light blue construction paper
- 3 cotton balls
- 1 rainbow design crayon (OT: IN-56/10; can be re-used at each service)
- 1 Noah Sticker (please print sticker template on Avery 5264)

### Per room

Coloring pages: Animals  
Markers  
Glue sticks

---

## large group supplies

Bible

---

## a/v needs

1. Video: HOPS 1 Have Fun!
2. Video: God's Story: Noah
3. Video: KBS: Noah
4. Song: Deep and Wide
5. Song: Be Strong

---

## connect questions

Tell me about Noah.  
How did God rescue Noah?

---

## parent page

Today, we talked about how God rescued Noah and his family! Ask your kid to tell you about it. You can also read this story together in Genesis 5-9 in the Bible or watch a video about it on [CrossroadsKidsClub.net](http://CrossroadsKidsClub.net).