

'STRONG KINDER- 4TH GRADE

DATE(S)

November 12/13, 2011

LESSON TITLE

Strong Week 6—Follow Jesus

OBJECTIVE

Kids will hear what Jesus said to his friends at their final meal together before he died.

BIBLE STORY

The Last Supper
Jesus serves his friends, tells them about the Holy Spirit, and reminds them to stay close to him.

TIPS / SCHEDULE

GROUP GAME (10 minutes)
LARGE GROUP (30 minutes)
SMALL GROUP (20 minutes)
GROUP GAME/REVIEW (10 minutes)

Group Game: SIMON SAYS

Have all of the kids stand up and play a good old fashioned game of Simon Says. It's more fun the goofier you get and the faster you go.

LEADER PREP

This week sums up what the Strong Challenge has been about so far. In Jesus' last meal with his friends, before he died, he served them, told them about the Holy Sprit, and reminded them to stay close to him.

ANNOUNCEMENTS

DAILY BREAKOUT

CHECK-IN / CHECK-OUT

During check in consider playing the group game, this helps new kids feel welcomed and gives some structure to those first 10 minutes while kids are still arriving.

LARGE GROUP HEADS UP

Today, in large group, kids will hear the important things that Jesus told his friends before he went to the cross.

SMALL GROUP

QUESTIONS

CONNECT

Take your time with this section. If you never get to the activity or questions about the lesson, but you know the kids in your group well, that's a big win!

- What was the best part of your week?
- What was the worst part of your week?
- Is there anything you are excited about? Worried about?

REVIEW

- What do you remember about the lesson today?
- What were some of the things that Jesus talked to his friends about?

RELATE

- Why did Jesus wash the feet of his friends? How would you feel if you were one of his friends?
- Have you ever served someone else and looked silly doing it?
- What did Jesus tell his friends to comfort them? (That the Holy Spirit would come help them.)
- How do you think Jesus would want you to stay connected to him?

ACTIVITIES

TABLECLOTH FOR YOUR GROUP

- Each group will need one four foot section of white butcher paper and markers or crayons.

Today, we are going to remember all of the things that Jesus talked to his friends about at their last meal together. Let's pretend this paper is a tablecloth at that dinner, and that we got to be there. To help us remember what Jesus says, we are going to draw pictures of each of his reminders.

1. Jesus started dinner by doing a dirty job that no one else wanted. What was that job? (He washed his friend's feet.) Why did Jesus wash their feet? What did he want them to remember? (To serve others.) Draw some feet, a towel, or water. This is to remind us all to serve others, even if it's a dirty job.
2. Jesus reassured friends and told them to expect a helper. Who was that helper? (The Holy Spirit) Everyone draw something that helps you remember the Holy Spirit. It could be a heart, a picture of you, or a picture of a smiling face.
3. Jesus told his friends to stay connected to him like what? (Vines to a branch) Can everyone draw some vines or branches to help remind us to stay connected?

DAILY BREAKOUT CONTINUED

SMALL GROUP

QUESTIONS

ACTIVITIES

4. Finally, Jesus and his friends shared some bread and wine together. What is that called? (Communion) Can you draw bread and wine to help us remember to stop and take time to remember Jesus this way? Do you have to have special bread or wine to have communion? (No) Do you have to have special juice? (No) Jesus just said to remember him. You can even have communion at home.

- Each kid will receive a poster of today's Bible story to take home.

LARGE GROUP SCRIPT

SPECIAL NOTES

You will need:

1. Dish pan (big enough to fit a kid's feet inside)
2. Bottle of body wash
3. One fresh towel per service

Also, place a chair on the stage that a kid can sit in to have their feet washed.

PRESENTER TIPS

Today is a summary of the Strong Challenge. If you have been impacted by one of the challenges in particular, and want to share the way you have become stronger with the kids, this would be a great week to do that!

SCRIPT

WELCOME

Hey everyone, I'm so happy that you are here today. You know, each week we have some people who are here for the first time, and some people who have been many times before. To make everyone feel welcome, turn to your neighbor and give them a high five. Nice job.

NORP

To make sure that everyone knows how to act, we have a code word. I'm going to let you know what each letter of the code word is today. And then I'll point to you so that you can repeat it. When you repeat it, I want you to act like you are a deep sea diver. So use your pointer finger to flip your lips back and forth so it sounds like we are all under water. (**Show NORP letters on screen.**)

No talking out of turn.

Obey your leaders.

Respect others and their property.

Put things back better than you found them.

WORSHIP

Great job everyone. We are going to take some time to learn about God through music. Specifically, we are going to sing two songs that talk about how God wants to be around us and stay in contact with us because he loves us.

I'm Gonna Walk (with hand motions)

Music Mae Video: Cow Loves Moo

STRONG SUMMARY

For the past few weeks, we've been talking about ways that God makes us strong, so that we can follow him for our whole lives. Does anyone remember something that God tells us will make us strong? (rest, play, celebrate, prayer, read the Bible, spend time alone with God, serve others) God gives us all kinds of ideas about how to become strong. Today we are going to hear the story of Jesus' last meal with his friends before he died on the cross. When Jesus had this meal with friends, he made sure to remind them of some very important things.

LARGE GROUP SCRIPT CONTINUED

SCRIPT

LAST SUPPER VIDEO

Play Video: God's Story, Jesus' Last Supper

Jesus was really good at teaching people in a way that helped them remember what he said. At this dinner, in particular, Jesus wanted his friends to remember what he was saying. And they did a good job remembering, because a few of them wrote down what Jesus said and put his words into the Bible. That's how we know what happened at the dinner.

WASHING FEET

(Ask for a volunteer from the audience.) I need you to sit in this chair. **(Start to wash the kid's feet.)** Before dinner started with his friends, Jesus came up with this very unique way to serve them. Do you remember what the video said about people's feet back then? **(Take answers from kids.)** Yes, they were very smelly and could have even been covered in camel poop. **(look at the volunteer.)** You don't have any camel poop on your toes, do you? When Jesus was washing the feet of his friends, what did he want them to remember? (to serve others)

(Dry off the kid's feet and send them back to the audience.)

HOLY SPIRIT

Then, Jesus explained that he was going away. It was really sad for all of the friends who were at dinner. None of them wanted him to go. Then, Jesus talked about someone else coming. When Jesus was talking about someone coming to help them, who was that? (The Holy Spirit) Right, the Holy Spirit. Actually, the Holy Spirit is who is with us today. Now we can't see the Holy Spirit, but when you follow Jesus, that's who comes to live in your heart. The Holy Spirit helps us and never ever leaves us.

VINE AND BRANCHES

(Show a picture of the grape vine.) When Jesus said that we should be like a vine and branches, what was he reminding his friends to do? (talk to him, keep following him, to stay connected even when he was gone) Right, He wanted all of us to stay connected to him. You see, if you aren't connected to Jesus, then when hard things happen, you don't have much hope. But, if you are connected to Jesus, you can have hope no matter what.

COMMUNION

Finally, at the dinner that night, Jesus served his friends bread and wine. He told them to continue to eat together and remember him even after he was gone. This is called communion. It's when we remember Jesus by eating some kind of bread and having some kind of drink. When you have communion, it's a good idea to set aside time to remember just how much Jesus loves you.

Communion is a big word with a pretty simple meaning. Let's see if Mae and Shrimpola can answer some questions about communion!

Play Ask Shrimpola, Communion

Huh, maybe Shrimpola was here for the week that we talked about reading the Bible. He sure had a great answer about what communion is.

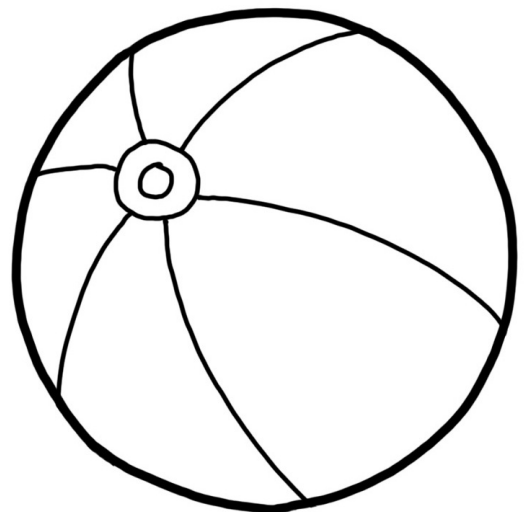


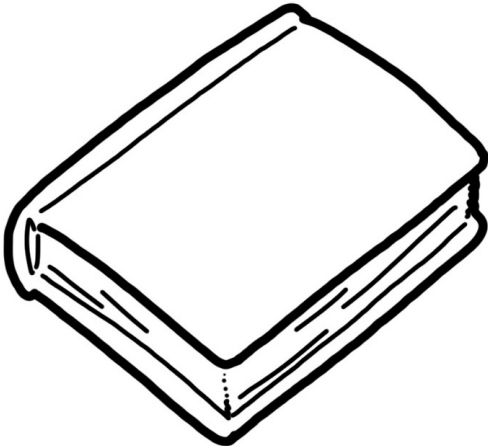
LARGE GROUP SCRIPT CONTINUED

SCRIPT

PRAY

Will someone come and pray for our group today? Remember, that praying is just a word that means that we talk to God. You can do it anytime, anywhere and it makes you strong!

NAME _____



PREP NEEDS

SMALL GROUP SUPPLIES

1. One piece of white butcher paper per group, at least 4 feet long.
2. One God's Story, Jesus' Last Supper poster per kid

LARGE GROUP SUPPLIES

1. Dish pan (big enough to fit a kid's feet inside)
2. Bottle of body wash/liquid hand soap
3. One fresh towel per service

A/V NEEDS

1. NORP (provided)
2. Song: I'm Gonna Walk
3. Video: Music Mae: Cow Loves Moo (provided)
4. Video: God's Story, Jesus' Last Supper (provided)
5. Picture of a grape vine
6. Ask Shimpola: Communion (provided)

SPECIAL ROOM SET-UP

Each stage will need one chair for a kid to sit in while their feet are being washed. (A chair would be much better than a stool.)

CONNECT QUESTIONS

1. What did Jesus talk about at the last supper with his friends?
2. Can we have communion at home?

PARENT PAGE

This week, kids took a look at the things Jesus talked to his friends about at their last meal together before he died on the cross. Jesus was an amazing teacher. He reminded his friends to serve others by washing their feet. He reassured them that help would come in the form of the Holy Spirit and told them to stay connected to him like a vine is connected to a branch. Finally, Jesus gave his friends a way to remember him that we still do today—communion. This week, try doing communion at home as a family. You don't have to have special bread or wine. Just take some time to remember Jesus during a meal together.
