

# 'STRONG

## 3's & 4's/PreK

### DATE(S)

November 12-13, 2011

### LESSON TITLE

Jesus teaches his disciples to follow him.

### OBJECTIVE

Kids will discover that Jesus wants to teach us how to follow him.

### BIBLE STORY

John 13-17

### TIPS / SCHEDULE

**TIPS:** Before going into large group, remind your class what HOPS the Kangaroo says:

- Have Fun
- Obey your leaders
- Put your listening ears on
- Share with others

**SCHEDULE for all sites:**

First 10 minutes of the service hour: Free play and relationship building time

Next 25 minutes: Large group teaching and worship

Last 30 minutes: Story review, small groups, activities/crafts, snack

If you finish early, have kids engage in activities (even group games) as parents arrive.

### LEADER PREP

Jesus had spent a lot of time with his followers. They had witnessed countless miracles, heard numerous parables and had the inside track on Jesus' teaching. But Jesus knew they needed some more teaching and encouragement before he left. So he spends his last meal with them, modeling servant-love and preparing them to stay connected with him even if he wouldn't be physically present with them much longer.

Jesus' words are just as important for us to follow. If we want to know how to stay connected to him, we need to study John 13-17. As you prepare this week, simply spend time talking and listening to Jesus.

### ANNOUNCEMENTS

# DAILY BREAKOUT

## CHECK-IN / CHECK-OUT

## LARGE GROUP HEADS UP

We'll be taking a look at what Jesus taught his followers at their last meal together.

NOTE: Like every week, make sure you spread out among the kids during large group and help the presenter address any discipline issues.

## SMALL GROUP

### QUESTIONS

Ask the following questions:

1. Why did Jesus have a special meal with his followers? (He wanted to teach them some important things before he went back to heaven.)
2. Why did Jesus surprise his disciples by washing their stinky, dirty feet? (He wanted to show them to serve each other, even if it means washing camel poop off someone's feet.)
3. Jesus wanted his disciples to know how to stay close to him even when he was gone. How can we stay close to Jesus? (talk to him, listen to him)
4. Can we talk to Jesus when we are...
  - taking a bath?
  - riding in the car?
  - feeling sad?
  - in our bed at night?
  - feeling happy?
  - Eating?
5. Let's talk to Jesus right now. Ask if anyone would like to pray out loud. If several kids want to pray, let them take turns.

### ACTIVITIES

We're going to play Hot Potato. Choose an item from your room that kids can easily pass. Instruct kids to sit in a circle and explain that we're going to pass a \_\_\_\_\_ around the circle while the music is playing. When the music stops and you're holding the \_\_\_\_\_, you can tell us when we can talk to Jesus.

If kids get stuck, use one of the examples below and ask, "can we talk to Jesus when we're...?"

- At the zoo
- Brushing our teeth
- At the grocery store
- Playing with friends
- Taking a bath
- Riding in the car
- In your bed
- Eating lunch
- Feeling sad
- Feeling silly
- Feeling mad
- Feeling happy

#### POSTERS:

Walk through the story by using the Last Supper Poster with kids during snack. And make sure kids get their own poster to take home.

# DAILY BREAKOUT CONTINUED

## SMALL GROUP

### QUESTIONS

### ACTIVITIES

The 'Name Game'  
(OPTIONAL IF TIME PERMITS)

It is best to play the 'Name Game' in smaller groups at your tables, so that kids don't feel embarrassed to speak in front of a larger group. You may want to play it prior to going into Large Group as a way to prepare the kids for the rest of the hour.

Here's how to play:

Gather kids together in a group.

Explain the game to the kids and tell them there are two reasons we play it:

1. We want them to know that God knows each of us by name (we are special to God)
2. To help us learn everyone's name

A volunteer leads the game and begins by pointing to a child. The child says his/her name. (You can also use an object to pass around—a ball or doll or something interesting.)

Then the entire group says "Jesus loves \_\_\_\_\_!" Then, the volunteer points to the next child.

Continue around the circle or table until every kid has a chance to say his or her name and hear that Jesus loves him/her! When the kids are finished, make sure you include the volunteers.

# LARGE GROUP SCRIPT

## SPECIAL NOTES

The story and video for this week covers a lot of topics, so it will be a challenge to not get bogged down in details that preschoolers can't comprehend easily. So make sure you emphasize that Jesus wants to teach us to follow him. Spending time talking with and listening to Jesus is really important.

## PRESENTER TIPS

Wear a microphone! Headset or lapel mic, whatever works best for you...but just wear one. A mic gives you the option of lowering or raising your voice—changing inflection. That's a great technique to keep their attention.

## SCRIPT

**Presenter:** Hi Friends! Welcome to \_\_\_\_\_ (your ministry's name). I'm \_\_\_\_\_ and I'm really glad you're here today. Before we get started, I want you to meet my friend HOPS. She's going to remind us of the kind of choices we can make today in \_\_\_\_\_ (your ministry).

**Video:** HOPS 2 Obey Your Leaders

**Presenter:** (holding up the Bible for kids to see) This is God's story. Of all the stories in the world, this story is the most important story. This is God's story—it's God's Rescue plan.

You might remember how God made the whole world and everything was good. Then Adam and Eve disobeyed God and sadness and death came into the world. Show me your sad face (Pause for kids to make their sad faces.) Things kept getting worse and worse, but God promised to send a Rescuer through his special family. After many long years of waiting, God did send the Rescuer—and his name is Jesus.

Jesus had 12 followers that followed him around everywhere he went. They were called disciples because they were learning to follow Jesus and to act like Jesus. They saw everything Jesus did. They were there when he healed people and when he brought his friend Lazarus back to life. The 12 disciples saw Jesus take a boy's lunch and feed thousands of people. They were learning how to act like Jesus.

Jesus knew that he would return to heaven soon, so he had some really important things to teach his disciples—important things to know for people who follow Jesus. Let's watch and see what Jesus taught his followers...

**Video:** God's Story / The Last Supper

**Presenter:** So Jesus washed their super stinky feet and told them to serve each other. He also promised to send a helper—the Holy Spirit. Then Jesus reminded his followers to spend time with him—talking and listening to him. It's really important to spend time with Jesus so we can know how to follow and obey him. Talking to Jesus is called prayer. And prayer is a fancy word for talking to Jesus. We can tell him about things that make us sad or things that make us happy. We can tell him we're sorry when we disobey and we can tell him about things we're excited about. All we have to do is tell him.

And we can talk to Jesus anytime and anywhere! (Pull the following items out of the box and ask kids, "Can we talk to Jesus when we're...")

# LARGE GROUP SCRIPT CONTINUED

## SCRIPT

---

Rubber ducky – taking a bath  
Car – riding in the car  
Sad face – feeling sad  
Bed/pillow – at bedtime  
Happy face – feeling happy  
Plate – eating

Let's pray and ask Jesus to help us to follow him.

Pray: lead kids in the following prayer, breaking it into smaller, repeatable phrases:

“Hi Jesus! Thanks for always loving me no matter what. Teach me to follow you and to obey you.  
Amen!”

Let's sing some songs together

Sing: King of the Jungle  
Great Day

Jesus' words to his followers were so important we're going to watch them again together:

Video: God's Story / The Last Supper

Dismiss kids to small groups

---

***Here is the script to the video the kids will be watching this weekend:***

### **God's Story: Jesus' Last Supper**

So part of God's story is about the night before Jesus died and it begins like this.

Jesus knew he was going to go back to Heaven soon. But he hadn't finished teaching his friends everything they needed to know. So he planned a special supper with 12 of his closest friends, called his disciples.

A disciple means a Jesus-follower. Anybody who follows Jesus gets to be his disciple--and his friend. Including you and me.

So Jesus was sitting around the dinner table with his friends eating supper. We call it the “Last Supper” because it was the last meal they ate together before Jesus died on the cross. During the meal, Jesus suddenly left, got a big bucket of water and a towel, knelt down on the floor, and started washing the disciples' feet.

That was awfully nice of Jesus because back then, people walked around on muddy roads without shoes or wearing sandals. They probably stepped in a LOT of dirt and camel poop. And now here Jesus was kneeling right next to their sweaty, dirty, stinky, poop-caked feet.

It might sound like Jesus really hated dirty feet. But even though dirty feet *can* be pretty gross--*especially* if you've just stepped in camel poop--Jesus was actually teaching his disciples how to act like him. See, Jesus came to earth so that he could serve other people, even if that meant helping them with things like

---



# LARGE GROUP SCRIPT CONTINUED

## SCRIPT

scrubbing their stinky feet, because Jesus thinks helping people is the coolest. And after Jesus leaves, it's up to his disciples to show people how Jesus would act if he were still on earth.

Do you think you could show somebody how to act like Jesus?

Well, after that, Jesus had some more to teach his friends. Hopefully, he washed his hands since he touched all those feet...but we don't know for sure. Anyway, Jesus knew the disciples might have a hard time *always* acting like him. So Jesus told them he's going to send a special helper called the Holy Spirit to show his friends how to act like him. And the Holy Spirit **STILL** helps Jesus' friends today.

Well, after the exciting news about the Holy Spirit coming to help everyone, Jesus started teaching his friends how to stay close to him too, even when he's in Heaven. We can stay close to Jesus by talking to him, listening to him, and obeying him by doing the things he was teaching.

Jesus explained this by talking about a plant. First, he said that he is like a grapevine growing in a garden. His friends--that's us!--are like the branches. God is like the gardener who comes out and helps make sure those branches are healthy and strong, growing juicy, delicious grapes.

Think about what will happen if a branch falls off of a grapevine. It's not going to be able to grow any grapes laying on the dirty ground. Instead spiders and ants will come live in it, people will step on it, and it might become a bathroom for birds...

So basically, we--the branches--need to be connected to Jesus--the vine--if we're going to be healthy disciples. That means we should talk to Jesus, listen to him, and obey him, even when we don't feel like it. We have to stay close to Jesus to be his followers.

After all this garden talk, Jesus wanted to make sure the disciples knew how to pray. So he prayed and showed them that prayer is really just talking to God.

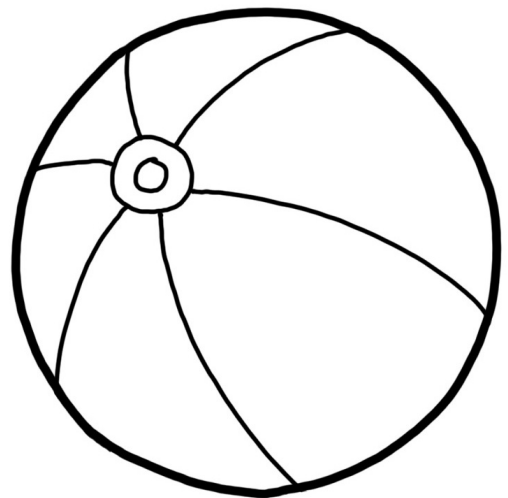


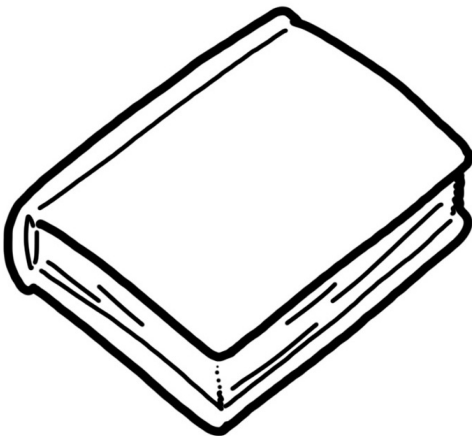
Remember, kids, Jesus loves *all* of us so much that he wants us to stay close to him, just like his disciples. Staying close to Jesus doesn't just mean knowing stuff *about* him. It means knowing him like a friend by talking to him, listening to him, and showing that we love him by obeying what he teaches.

And **THAT'S** the story of Jesus' Last Supper.

So, in case you missed it...here's the quick version. Jesus ate dinner. He washed his friends feet. That showed them to help others. He told them the Holy Spirit was coming. The Holy Spirit helps us. He wants us to stay close to him. Like a vine and its branches. He talked to God. We can help others, get help from the Holy Spirit, stay close to Jesus, and talk to God too.

And **THAT'S** a part of God's story.

NAME \_\_\_\_\_





# PREP NEEDS

---

## SMALL GROUP SUPPLIES

- 1 CD player
- 1 Kids' Club CD
- 1 poster of God's Story / Last Supper for each kid to take home

---

## LARGE GROUP SUPPLIES

Jesus Storybook Bible

1 box with the following items inside:

- Rubber ducky
- Toy car (but bigger than a hotwheel)
- Picture of a sad face (can use an emoticon so the idea is obvious to the kids)
- Picture of a happy face (same as previous picture)
- Plate
- pillow

NOTE: these items are the same ones used in week 2

---

## A/V NEEDS

1. Video: HOPS 2 Obey Your Leaders
2. Video: God's Story / The Last Supper
3. Song: King of the Jungle
4. Song: Great Day
5. Video: God's Story / The Last Supper (repeated)

---

## SPECIAL ROOM SET-UP

---

## CONNECT QUESTIONS

Tell me about Jesus' last meal.  
How can you stay close to Jesus?

---

## PARENT PAGE

Jesus knew he was about to finish what he had come to earth to do, but he wanted to teach his followers a few more things. We have those conversations recorded in the Bible, in the book of John, chapters 13-17. He wanted his followers to know how to stay close to him even if he was gone. Jesus wants us to talk to him, no matter where we are, how we're feeling or what we're doing. Play a little game with your child this week: at random times, ask your child, "is now a good time to talk to Jesus?". It might be in the car, getting ready for bed, walking through the grocery store. Encourage them to talk to God anywhere and anytime. Here are some other questions you can ask: 1) Tell me about Jesus' last meal. 2) How can you stay close to Jesus?

---